BMCRC-MRO Championships 2018

BMCRC Thunderbike Sport

Cadwell Park

4th & 5th August 2018

Results Provided by Timing Solutions Ltd
www.tsl-timing.com

Cadwell Park

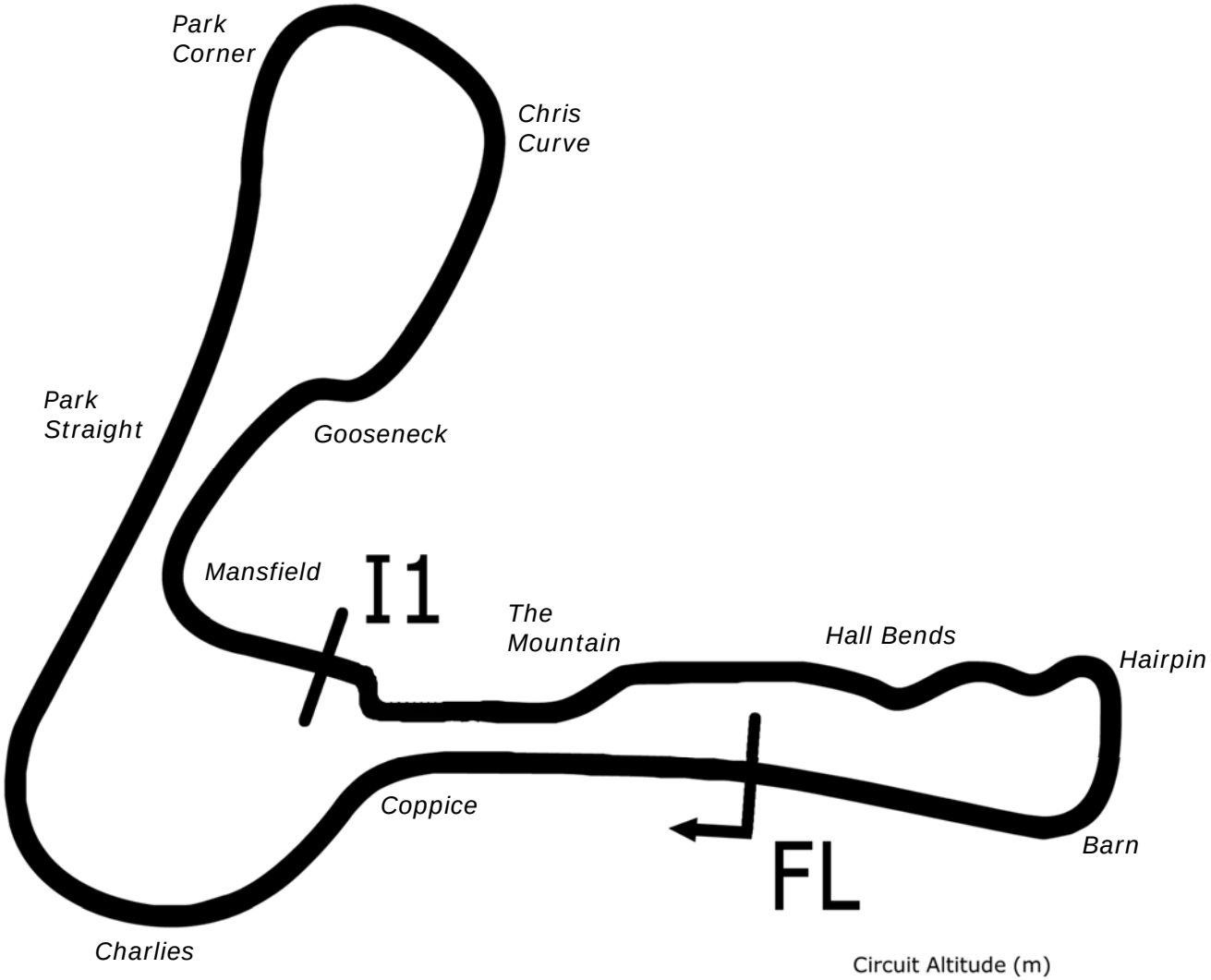

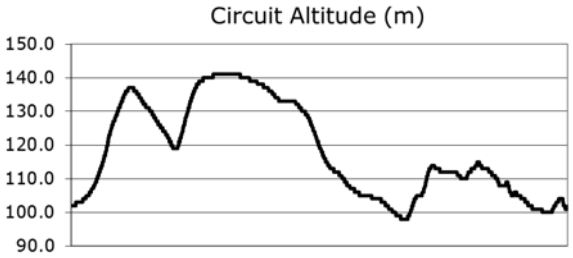

Length	2.1870 miles	3519.6 m	
FL		53.31024 N	0.05940 W
I1	2330m	53.30708 N	0.06270 W
Pit Entry	3472m	53.31103 N	0.05889 W
Pit Exit	0m after FL	53.31030 N	0.05940 W

Pit Entry–Pit Exit 92m, 5.5s @60kph, 4.1s @80kph

All results available at www.tsl-timing.com

BMCRC - MRO Championships 2018 - Rnd 7 @ Cadwell Park

BMCRC Thunderbike Sport

QUALIFYING - CLASSIFICATION

POS	NO	CL	PIC	NAME	ENTRY	TIME	ON	LAPS	GAP	DIFF	MPH
1	198		1	Steven TOPPING	Yamaha -	1:41.304	6	8			77.47
2	4		2	Jake POVAH	Suzuki - www.78plate.com	1:41.632	5	5	0.328	0.328	77.22
3	81		3	Malvern MAY	Ducati -	1:42.200	3	5	0.896	0.568	76.79
4	47		4	Thomas WATSON	Yamaha - Motorsportdays.com TEA Time Racing	1:43.718	5	7	2.414	1.518	75.66
5	19		5	Kevin LILLEY	Suzuki - Vanson Leathers	1:43.829	4	6	2.525	0.111	75.58
6	90		6	Edward WATSON	Yamaha - Motorsportdays.com TEA Time Racing	1:43.868	7	7	2.564	0.039	75.55
7	84		7	Ricardo BRANCO	Suzuki - IMP Racing	1:44.577	2	7	3.273	0.709	75.04
8	17	R	1	Charlie DOWNES SNR	Suzuki - Ray Gnarley/ MoreMoto	1:45.358	7	7	4.054	0.781	74.48
9	666	R	2	Shane BEASLEY	Kawasaki -	1:45.602	7	7	4.298	0.244	74.31
10	104	R	3	Alex ROBINSON	Honda - Boa	1:45.913	5	6	4.609	0.311	74.09
11	181	R	4	Robert FRANKLIN	Suzuki - RCF GARDENS	1:47.437	4	7	6.133	1.524	73.04
12	73		8	Vincent LEWIN	Suzuki - vinitwinracing.co.uk	1:48.001	7	7	6.697	0.564	72.66
13	85		9	Andrew KITE	Ducati - Red Rebel Racing	1:48.064	6	7	6.760	0.063	72.62
14	83		10	Talan SKEELS-PIGGINS	Honda - Talan Racing	1:48.439	5	6	7.135	0.375	72.37
15	77		11	Mark HAZELGROVE	Suzuki -	1:48.563	7	7	7.259	0.124	72.29
16	92		12	Duncan GROVE	Yamaha -	1:48.883	5	5	7.579	0.320	72.07
17	0	R	5	Luke STANLEY	Suzuki - MOREMOTO	1:49.207	7	7	7.903	0.324	71.86
18	50		13	Paul ROBSON	Suzuki - RBProperty services & Environment Lighting	1:49.318	5	7	8.014	0.111	71.79
19	5	R	6	William YOUNG	Yamaha - RoyBoy's Racing , RPH Carpentry Ltd	1:49.978	7	7	8.674	0.660	71.36
20	143		14	Robert DAVIE	Suzuki -	1:51.087	5	7	9.783	1.109	70.64
21	167		15	Mike DEVALL	Honda -	1:51.242	3	7	9.938	0.155	70.54
22	28		16	Kurt HODGSON	Honda - some local fools	1:52.383	4	5	11.079	1.141	69.83
23	37	R	7	Ricky WOODS	Suzuki - RW Racing	1:52.821	6	7	11.517	0.438	69.56
24	289	R	8	Philip HORNE	Suzuki -	1:52.991	4	4	11.687	0.170	69.45
25	24		17	Stuart RAYNER	Suzuki -	1:55.240	7	7	13.936	2.249	68.10
26	58	R	9	Steven ELLIS	Yamaha -	1:58.755	3	6	17.451	3.515	66.08
27	80		18	Graham TOWLER	Suzuki - DW Racing	1:59.372	6	6	18.068	0.617	65.74
28	33	R	10	Mark LAWRENCE	Honda - Sarky racing	2:00.563	6	6	19.259	1.191	65.09
29	95		19	Christopher ROGERS	Honda - CB Racing	2:03.230	1	1	21.926	2.667	63.68
30	126	R	11	Damien LECHAUVE	Ktm -	2:06.151	3	6	24.847	2.921	62.21
31	55		20	Richard LAMBOURNE	Kawasaki - D and A Lambourne			0			

Cadwell Park
Circuit Length = 2.1800 miles
Start: 11:00 Flag 11:13 End: 11:14

Weather / Track : Bright / Dry

These results are provisional until the conclusion of any judicial and technical matters.

Clerk Of Course :		Timekeeper :

Results can be found at www.tsl-timing.com

Printed - 11:15 Saturday, 04 August 2018

BMCRC - MRO Championships 2018 - Rnd 7 @ Cadwell Park

BMCRC Thunderbike Sport

QUALIFYING - SECTOR ANALYSIS

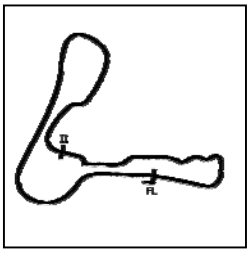

SECTOR 1 = FL to I1, SECTOR 2 = I1 to FL, DIFF = Difference To Personal Best Lap, P = Crossed Finish Line in Pit Lane, D = Time Disallowed

P1 198 Steven TOPPING Yamaha -

IDEAL LAP TIME : 1:41.304 BEST LAP TIME : 1:41.304 DIFFERENCE : 0.000

LAP	SECTOR 1	SECTOR 2	LAP TIME		MPH	DIFF	TIME OF DAY
1 -	1:01.985	44.163	1:46.148		73.93	4.844	11:02:45.058
2 -	59.619	43.498	1:43.117		76.10	1.813	11:04:28.175
3 -			~~1:41.736~~	**D**	77.14	0.432	11:06:09.911
4 -	59.141	42.919	1:42.060	**(2)**	76.89	0.756	11:07:51.971
5 -	59.367	42.964	1:42.331	**(3)**	76.69	1.027	11:09:34.302
6 -	***58.837***	***42.467***	***1:41.304***	**(1)**	***77.47***		***11:11:15.606***
7 -	59.230	43.253	1:42.483		76.57	1.179	11:12:58.089
8 -	59.243	46.775	1:46.018		74.02	4.714	11:14:44.107

P2 4 Jake POVAH Suzuki - www.78plate.com

IDEAL LAP TIME : 1:41.632 BEST LAP TIME : 1:41.632 DIFFERENCE : 0.000

LAP	SECTOR 1	SECTOR 2	LAP TIME		MPH	DIFF	TIME OF DAY
1 -	1:00.676	43.991	1:44.667	**(3)**	74.98	3.035	11:02:47.583
2 -	1:00.402	44.831	1:45.233		74.57	3.601	11:04:32.816
3 -	1:05.964	48.398	1:54.362		68.62	12.730	11:06:27.178
4 -	1:00.043	42.503	1:42.546	**(2)**	76.53	0.914	11:08:09.724
5 -	***59.604***	***42.028***	***1:41.632***	**(1)**	***77.22***		***11:09:51.356***

P3 81 Malvern MAY Ducati -

IDEAL LAP TIME : 1:41.939 BEST LAP TIME : 1:42.200 DIFFERENCE : 0.261

LAP	SECTOR 1	SECTOR 2	LAP TIME		MPH	DIFF	TIME OF DAY
1 -	1:00.901	44.257	1:45.158		74.63	2.958	11:02:45.697
2 -	***59.361***	43.518	1:42.879	**(3)**	76.28	0.679	11:04:28.576
3 -	59.622	***42.578***	***1:42.200***	**(1)**	***76.79***		***11:06:10.776***
4 -	59.705	42.802	1:42.507	**(2)**	76.56	0.307	11:07:53.283
5 -	1:00.493	46.468	1:46.961		73.37	4.761	11:09:40.244

P4 47 Thomas WATSON Yamaha - Motorsportdays.com TEA Time Racing

IDEAL LAP TIME : 1:43.367 BEST LAP TIME : 1:43.718 DIFFERENCE : 0.351

LAP	SECTOR 1	SECTOR 2	LAP TIME		MPH	DIFF	TIME OF DAY
1 -	1:04.332	46.435	1:50.767		70.85	7.049	11:03:05.206
2 -	1:02.735	44.523	1:47.258		73.16	3.540	11:04:52.464
3 -	1:01.579	45.870	1:47.449		73.03	3.731	11:06:39.913
4 -	1:00.701	43.973	1:44.674	**(3)**	74.97	0.956	11:08:24.587
5 -	***1:00.198***	43.520	***1:43.718***	**(1)**	***75.66***		***11:10:08.305***
6 -	1:00.695	***43.169***	1:43.864	**(2)**	75.56	0.146	11:11:52.169
7 -	1:02.454	45.663	1:48.117		72.58	4.399	11:13:40.286

P5 19 Kevin LILLEY Suzuki - Vanson Leathers

IDEAL LAP TIME : 1:43.829 BEST LAP TIME : 1:43.829 DIFFERENCE : 0.000

LAP	SECTOR 1	SECTOR 2	LAP TIME		MPH	DIFF	TIME OF DAY
1 -	1:02.468	43.977	1:46.445		73.72	2.616	11:02:52.441
2 -	1:01.074	43.981	1:45.055	**(3)**	74.70	1.226	11:04:37.496
3 -	1:00.557	43.755	1:44.312	**(2)**	75.23	0.483	11:06:21.808
4 -	***1:00.515***	***43.314***	***1:43.829***	**(1)**	***75.58***		***11:08:05.637***
5 -	1:00.749	44.316	1:45.065		74.69	1.236	11:09:50.702
6 -	1:02.861	43.931	1:46.792		73.48	2.963	11:11:37.494

P6 90 Edward WATSON Yamaha - Motorsportdays.com TEA Time Racing

IDEAL LAP TIME : 1:43.868 BEST LAP TIME : 1:43.868 DIFFERENCE : 0.000

LAP	SECTOR 1	SECTOR 2	LAP TIME		MPH	DIFF	TIME OF DAY
1 -	1:12.227	49.801	2:02.028		64.31	18.160	11:03:36.620
2 -	1:03.202	45.751	1:48.953		72.03	5.085	11:05:25.573
3 -	1:01.726	45.105	1:46.831		73.46	2.963	11:07:12.404
4 -	1:01.425	44.747	1:46.172	**(2)**	73.91	2.304	11:08:58.576

Cadwell Park
Circuit Length = 2.1800 miles
Start: 11:00 Flag 11:13 End: 11:14

Weather / Track : Bright / Dry

BMCRC - MRO Championships 2018 - Rnd 7 @ Cadwell Park

BMCRC Thunderbike Sport

QUALIFYING - SECTOR ANALYSIS

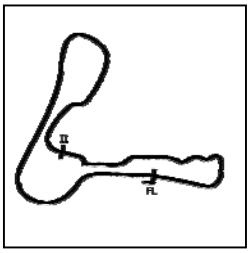

SECTOR 1 = FL to I1, SECTOR 2 = I1 to FL, DIFF = Difference To Personal Best Lap, P = Crossed Finish Line in Pit Lane, D = Time Disallowed

5 -	1:02.068	44.671	1:46.739		73.52	2.871	11:10:45.315
6 -	1:00.332	46.330	1:46.662	(3)	73.57	2.794	11:12:31.977
7 -	***59.367***	***44.501***	***1:43.868***	**(1)**	***75.55***		***11:14:15.845***

P7 84 Ricardo BRANCO Suzuki - IMP Racing

IDEAL LAP TIME : 1:44.195 BEST LAP TIME : 1:44.577 DIFFERENCE : 0.382

LAP	SECTOR 1	SECTOR 2	LAP TIME		MPH	DIFF	TIME OF DAY
1 -	1:02.076	44.376	1:46.452		73.72	1.875	11:02:47.523
2 -	***1:00.304***	44.273	***1:44.577***	**(1)**	***75.04***		***11:04:32.100***
3 -	1:00.535	44.909	1:45.444	**(2)**	74.42	0.867	11:06:17.544
4 -	1:00.789	44.719	1:45.508	**(3)**	74.38	0.931	11:08:03.052
5 -	1:02.932	44.054	1:46.986		73.35	2.409	11:09:50.038
6 -	1:02.906	***43.891***	1:46.797		73.48	2.220	11:11:36.835
7 -	1:03.603	44.100	1:47.703		72.86	3.126	11:13:24.538

P8 17 R Charlie DOWNES SNR Suzuki - Ray Gnarley/ MoreMoto

IDEAL LAP TIME : 1:45.209 BEST LAP TIME : 1:45.358 DIFFERENCE : 0.149

LAP	SECTOR 1	SECTOR 2	LAP TIME		MPH	DIFF	TIME OF DAY
1 -	1:01.391	44.199	1:45.590	**(2)**	74.32	0.232	11:02:41.990
2 -	1:01.601	44.320	1:45.921		74.09	0.563	11:04:27.911
3 -	1:01.528	44.167	1:45.695	**(3)**	74.25	0.337	11:06:13.606
4 -	***1:01.128***	44.586	1:45.714		74.23	0.356	11:07:59.320
5 -	1:01.663	45.291	1:46.954		73.37	1.596	11:09:46.274
6 -	1:01.583	44.405	1:45.988		74.04	0.630	11:11:32.262
7 -	1:01.277	***44.081***	***1:45.358***	**(1)**	***74.48***		***11:13:17.620***

P9 666 R Shane BEASLEY Kawasaki -

IDEAL LAP TIME : 1:45.587 BEST LAP TIME : 1:45.602 DIFFERENCE : 0.015

LAP	SECTOR 1	SECTOR 2	LAP TIME		MPH	DIFF	TIME OF DAY
1 -	1:06.566	46.226	1:52.792		69.57	7.190	11:02:55.966
2 -	1:04.445	44.592	1:49.037		71.97	3.435	11:04:45.003
3 -	1:01.967	44.766	1:46.733	**(2)**	73.52	1.131	11:06:31.736
4 -	1:02.729	44.996	1:47.725		72.85	2.123	11:08:19.461
5 -	1:02.860	45.140	1:48.000		72.66	2.398	11:10:07.461
6 -	1:02.801	***43.961***	1:46.762	**(3)**	73.50	1.160	11:11:54.223
7 -	***1:01.626***	43.976	***1:45.602***	**(1)**	***74.31***		***11:13:39.825***

P10 104 R Alex ROBINSON Honda - Boa

IDEAL LAP TIME : 1:45.610 BEST LAP TIME : 1:45.913 DIFFERENCE : 0.303

LAP	SECTOR 1	SECTOR 2	LAP TIME		MPH	DIFF	TIME OF DAY
1 -	1:05.835	46.449	1:52.284		69.89	6.371	11:03:07.329
2 -	1:03.866	46.743	1:50.609		70.95	4.696	11:04:57.938
3 -	1:01.760	***44.507***	1:46.267	**(3)**	73.85	0.354	11:06:44.205
4 -	1:01.543	44.730	1:46.273		73.84	0.360	11:08:30.478
5 -	1:01.186	44.727	***1:45.913***	**(1)**	***74.09***		***11:10:16.391***
6 -	1:01.279	44.732	1:46.011	**(2)**	74.03	0.098	11:12:02.402

P11 181 R Robert FRANKLIN Suzuki - RCF GARDENS

IDEAL LAP TIME : 1:46.653 BEST LAP TIME : 1:47.437 DIFFERENCE : 0.784

LAP	SECTOR 1	SECTOR 2	LAP TIME		MPH	DIFF	TIME OF DAY
1 -	1:06.118	47.997	1:54.115		68.77	6.678	11:03:09.082
2 -	1:04.128	47.784	1:51.912		70.12	4.475	11:05:00.994
3 -	1:05.620	45.936	1:51.556		70.35	4.119	11:06:52.550
4 -	1:02.630	44.807	***1:47.437***	**(1)**	***73.04***		***11:08:39.987***
5 -	1:03.032	***44.446***	1:47.478	**(2)**	73.02	0.041	11:10:27.465
6 -	***1:02.207***	45.295	1:47.502	**(3)**	73.00	0.065	11:12:14.967
7 -	1:02.436	45.978	1:48.414		72.38	0.977	11:14:03.381

Cadwell Park
Circuit Length = 2.1800 miles
Start: 11:00 Flag 11:13 End: 11:14

Weather / Track : Bright / Dry

BMCRC - MRO Championships 2018 - Rnd 7 @ Cadwell Park

BMCRC Thunderbike Sport

QUALIFYING - SECTOR ANALYSIS

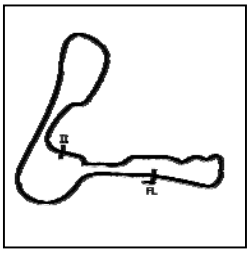

SECTOR 1 = FL to I1, SECTOR 2 = I1 to FL, DIFF = Difference To Personal Best Lap, P = Crossed Finish Line in Pit Lane, D = Time Disallowed

P12 73 Vincent LEWIN Suzuki - vinitwinracing.co.uk

IDEAL LAP TIME : 1:47.996 BEST LAP TIME : 1:48.001 DIFFERENCE : 0.005

LAP	SECTOR 1	SECTOR 2	LAP TIME	MPH	DIFF	TIME OF DAY
1 -	1:04.861	47.183	1:52.044	70.04	4.043	11:02:57.811
2 -	1:04.984	46.912	1:51.896	70.13	3.895	11:04:49.707
3 -	1:04.096	46.808	1:50.904	70.76	2.903	11:06:40.611
4 -	1:02.772	45.756	1:48.528 (2)	72.31	0.527	11:08:29.139
5 -	1:04.044	45.476	1:49.520	71.65	1.519	11:10:18.659
6 -	***1:02.631***	46.688	1:49.319 (3)	71.79	1.318	11:12:07.978
7 -	1:02.636	***45.365***	***1:48.001 (1)***	***72.66***		***11:13:55.979***

P13 85 Andrew KITE Ducati - Red Rebel Racing

IDEAL LAP TIME : 1:47.976 BEST LAP TIME : 1:48.064 DIFFERENCE : 0.088

LAP	SECTOR 1	SECTOR 2	LAP TIME	MPH	DIFF	TIME OF DAY
1 -	1:07.806	48.627	1:56.433	67.40	8.369	11:03:06.405
2 -	1:04.583	47.925	1:52.508	69.75	4.444	11:04:58.913
3 -	1:03.164	47.226	1:50.390	71.09	2.326	11:06:49.303
4 -	1:02.546	46.237	1:48.783	72.14	0.719	11:08:38.086
5 -	1:02.260	46.259	1:48.519 (3)	72.31	0.455	11:10:26.605
6 -	***1:02.195***	45.869	***1:48.064 (1)***	***72.62***		***11:12:14.669***
7 -	1:02.535	***45.781***	1:48.316 (2)	72.45	0.252	11:14:02.985

P14 83 Talan SKEELS-PIGGINS Honda - Talan Racing

IDEAL LAP TIME : 1:47.285 BEST LAP TIME : 1:48.439 DIFFERENCE : 1.154

LAP	SECTOR 1	SECTOR 2	LAP TIME	MPH	DIFF	TIME OF DAY
1 -	1:10.782	47.116	1:57.898	66.56	9.459	11:03:32.046
2 -	1:03.486	46.288	1:49.774	71.49	1.335	11:05:21.820
3 -	1:02.824	46.930	1:49.754	71.50	1.315	11:07:11.574
4 -	1:03.079	***45.405***	1:48.484 (2)	72.34	0.045	11:09:00.058
5 -	***1:01.880***	46.559	***1:48.439 (1)***	***72.37***		***11:10:48.497***
6 -	1:03.056	46.377	1:49.433 (3)	71.71	0.994	11:12:37.930

P15 77 Mark HAZELGROVE Suzuki -

IDEAL LAP TIME : 1:48.563 BEST LAP TIME : 1:48.563 DIFFERENCE : 0.000

LAP	SECTOR 1	SECTOR 2	LAP TIME	MPH	DIFF	TIME OF DAY
1 -	1:07.492	45.504	1:52.996	69.45	4.433	11:03:02.837
2 -	1:04.116	45.305	1:49.421	71.72	0.858	11:04:52.258
3 -	1:03.935	45.287	1:49.222	71.85	0.659	11:06:41.480
4 -	1:03.876	45.199	1:49.075 (3)	71.95	0.512	11:08:30.555
5 -	1:03.546	45.432	1:48.978 (2)	72.01	0.415	11:10:19.533
6 -	1:03.630	46.299	1:49.929	71.39	1.366	11:12:09.462
7 -	***1:03.535***	***45.028***	***1:48.563 (1)***	***72.29***		***11:13:58.025***

P16 92 Duncan GROVE Yamaha -

IDEAL LAP TIME : 1:48.151 BEST LAP TIME : 1:48.883 DIFFERENCE : 0.732

LAP	SECTOR 1	SECTOR 2	LAP TIME	MPH	DIFF	TIME OF DAY
1 -	1:52.168	49.621	2:41.789	48.50	52.906	11:03:44.506
2 -	1:05.024	47.450	1:52.474	69.77	3.591	11:05:36.980
3 -	1:03.695	***45.424***	1:49.119 (2)	71.92	0.236	11:07:26.099
4 -	1:03.952	45.661	1:49.613 (3)	71.59	0.730	11:09:15.712
5 -	***1:02.727***	46.156	***1:48.883 (1)***	***72.07***		***11:11:04.595***

P17 0 R Luke STANLEY Suzuki - MOREMOTO

IDEAL LAP TIME : 1:49.156 BEST LAP TIME : 1:49.207 DIFFERENCE : 0.051

LAP	SECTOR 1	SECTOR 2	LAP TIME	MPH	DIFF	TIME OF DAY
1 -	1:06.164	46.808	1:52.972	69.46	3.765	11:03:09.774
2 -	1:04.151	47.947	1:52.098	70.01	2.891	11:05:01.872
3 -	1:05.161	47.715	1:52.876	69.52	3.669	11:06:54.748

Weather / Track : Bright / Dry

Cadwell Park
Circuit Length = 2.1800 miles
Start: 11:00 Flag 11:13 End: 11:14

BMCRC - MRO Championships 2018 - Rnd 7 @ Cadwell Park

BMCRC Thunderbike Sport

QUALIFYING - SECTOR ANALYSIS

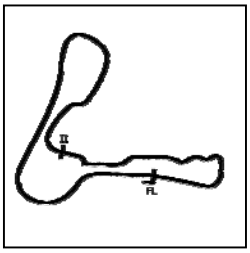

SECTOR 1 = FL to I1, SECTOR 2 = I1 to FL, DIFF = Difference To Personal Best Lap, P = Crossed Finish Line in Pit Lane, D = Time Disallowed

4 -	1:03.893	45.896	1:49.789	(3)	71.48	0.582	11:08:44.537
5 -	1:04.081	46.235	1:50.316		71.14	1.109	11:10:34.853
6 -	1:03.586	***45.716***	1:49.302	(2)	71.80	0.095	11:12:24.155
7 -	***1:03.440***	45.767	***1:49.207***	**(1)**	***71.86***		***11:14:13.362***

P18 50 Paul ROBSON Suzuki - RBProperty services & Environment Lighting

IDEAL LAP TIME : 1:49.163 BEST LAP TIME : 1:49.318 DIFFERENCE : 0.155

LAP	SECTOR 1	SECTOR 2	LAP TIME		MPH	DIFF	TIME OF DAY
1 -	1:07.875	48.588	1:56.463		67.38	7.145	11:03:09.019
2 -	1:04.528	47.956	1:52.484		69.77	3.166	11:05:01.503
3 -	1:03.272	47.118	1:50.390		71.09	1.072	11:06:51.893
4 -	1:03.545	46.669	1:50.214	(3)	71.20	0.896	11:08:42.107
5 -	***1:02.661***	46.657	***1:49.318***	**(1)**	***71.79***		***11:10:31.425***
6 -	1:03.347	48.112	1:51.459		70.41	2.141	11:12:22.884
7 -	1:03.126	***46.502***	1:49.628	(2)	71.58	0.310	11:14:12.512

P19 5 R William YOUNG Yamaha - RoyBoy's Racing , RPH Carpentry Ltd

IDEAL LAP TIME : 1:49.978 BEST LAP TIME : 1:49.978 DIFFERENCE : 0.000

LAP	SECTOR 1	SECTOR 2	LAP TIME		MPH	DIFF	TIME OF DAY
1 -	1:11.252	48.968	2:00.220		65.28	10.242	11:03:22.569
2 -	1:06.932	47.405	1:54.337		68.63	4.359	11:05:16.906
3 -	1:06.564	47.433	1:53.997		68.84	4.019	11:07:10.903
4 -	1:04.898	46.580	1:51.478	(3)	70.40	1.500	11:09:02.381
5 -	1:04.294	46.879	1:51.173	(2)	70.59	1.195	11:10:53.554
6 -	1:04.685	47.066	1:51.751		70.22	1.773	11:12:45.305
7 -	***1:03.797***	***46.181***	***1:49.978***	**(1)**	***71.36***		***11:14:35.283***

P20 143 Robert DAVIE Suzuki -

IDEAL LAP TIME : 1:50.711 BEST LAP TIME : 1:51.087 DIFFERENCE : 0.376

LAP	SECTOR 1	SECTOR 2	LAP TIME		MPH	DIFF	TIME OF DAY
1 -	1:06.474	47.461	1:53.935		68.88	2.848	11:03:14.715
2 -	1:05.066	47.039	1:52.105		70.00	1.018	11:05:06.820
3 -	1:04.283	***46.953***	1:51.236	(2)	70.55	0.149	11:06:58.056
4 -	1:04.197	47.237	1:51.434	(3)	70.42	0.347	11:08:49.490
5 -	1:03.875	47.212	***1:51.087***	**(1)**	***70.64***		***11:10:40.577***
6 -	1:04.335	48.105	1:52.440		69.79	1.353	11:12:33.017
7 -	***1:03.758***	47.974	1:51.732		70.24	0.645	11:14:24.749

P21 167 Mike DEVALL Honda -

IDEAL LAP TIME : 1:51.159 BEST LAP TIME : 1:51.242 DIFFERENCE : 0.083

LAP	SECTOR 1	SECTOR 2	LAP TIME		MPH	DIFF	TIME OF DAY
1 -	1:08.148	49.045	1:57.193		66.96	5.951	11:03:07.527
2 -	1:05.463	47.414	1:52.877		69.52	1.635	11:05:00.404
3 -	1:04.180	47.062	***1:51.242***	**(1)**	***70.54***		***11:06:51.646***
4 -	1:04.710	***47.036***	1:51.746	(2)	70.23	0.504	11:08:43.392
5 -	1:04.882	48.318	1:53.200		69.32	1.958	11:10:36.592
6 -	1:06.674	48.625	1:55.299		68.06	4.057	11:12:31.891
7 -	***1:04.123***	47.651	1:51.774	(3)	70.21	0.532	11:14:23.665

P22 28 Kurt HODGSON Honda - some local fools

IDEAL LAP TIME : 1:51.657 BEST LAP TIME : 1:52.383 DIFFERENCE : 0.726

LAP	SECTOR 1	SECTOR 2	LAP TIME		MPH	DIFF	TIME OF DAY
1 -	1:17.943	51.347	2:09.290		60.70	16.907	11:03:36.300
2 -	1:07.528	48.009	1:55.537		67.92	3.154	11:05:31.837
3 -	1:06.328	***47.102***	1:53.430	(2)	69.18	1.047	11:07:25.267
4 -	1:05.239	47.144	***1:52.383***	**(1)**	***69.83***		***11:09:17.650***
5 -	***1:04.555***	49.581	1:54.136	(3)	68.76	1.753	11:11:11.786

Weather / Track : Bright / Dry

Cadwell Park
Circuit Length = 2.1800 miles
Start: 11:00 Flag 11:13 End: 11:14

BMCRC - MRO Championships 2018 - Rnd 7 @ Cadwell Park

BMCRC Thunderbike Sport

QUALIFYING - SECTOR ANALYSIS

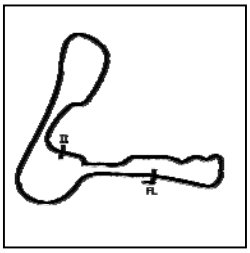

SECTOR 1 = FL to I1, SECTOR 2 = I1 to FL, DIFF = Difference To Personal Best Lap, P = Crossed Finish Line in Pit Lane, D = Time Disallowed

P23 37 R Ricky WOODS Suzuki - RW Racing

IDEAL LAP TIME : 1:52.821 BEST LAP TIME : 1:52.821 DIFFERENCE : 0.000

LAP	SECTOR 1	SECTOR 2	LAP TIME	MPH	DIFF	TIME OF DAY
1 -	1:11.616	49.276	2:00.892	64.91	8.071	11:03:22.188
2 -	1:06.666	47.198	1:53.864	68.92	1.043	11:05:16.052
3 -	1:06.730	57.800	2:04.530	63.02	11.709	11:07:20.582
4 -	1:06.161	47.417	1:53.578 **(3)**	69.09	0.757	11:09:14.160
5 -	1:06.718	47.984	1:54.702	68.42	1.881	11:11:08.862
6 -	***1:06.002***	***46.819***	***1:52.821*** **(1)**	***69.56***		***11:13:01.683***
7 -	1:06.036	47.168	1:53.204 **(2)**	69.32	0.383	11:14:54.887

P24 289 R Philip HORNE Suzuki -

IDEAL LAP TIME : 1:51.951 BEST LAP TIME : 1:52.991 DIFFERENCE : 1.040

LAP	SECTOR 1	SECTOR 2	LAP TIME	MPH	DIFF	TIME OF DAY
1 -	1:10.865	50.800	2:01.665	64.50	8.674	11:03:36.868
2 -	1:07.319	47.749	1:55.068 **(3)**	68.20	2.077	11:05:31.936
3 -	1:06.757	***46.903***	1:53.660 **(2)**	69.04	0.669	11:07:25.596
4 -	1:05.143	47.848	***1:52.991*** **(1)**	***69.45***		***11:09:18.587***

P25 24 Stuart RAYNER Suzuki -

IDEAL LAP TIME : 1:55.205 BEST LAP TIME : 1:55.240 DIFFERENCE : 0.035

LAP	SECTOR 1	SECTOR 2	LAP TIME	MPH	DIFF	TIME OF DAY
1 -	1:06.862	***48.437***	1:55.299 **(2)**	68.06	0.059	11:03:01.382
2 -	1:08.563	48.517	1:57.080	67.03	1.840	11:04:58.462
3 -	1:08.006	49.412	1:57.418	66.83	2.178	11:06:55.880
4 -	1:07.776	49.281	1:57.057	67.04	1.817	11:08:52.937
5 -	1:07.501	49.135	1:56.636	67.28	1.396	11:10:49.573
6 -	1:07.377	48.463	1:55.840 **(3)**	67.74	0.600	11:12:45.413
7 -	***1:06.768***	48.472	***1:55.240*** **(1)**	***68.10***		***11:14:40.653***

P26 58 R Steven ELLIS Yamaha -

IDEAL LAP TIME : 1:58.153 BEST LAP TIME : 1:58.755 DIFFERENCE : 0.602

LAP	SECTOR 1	SECTOR 2	LAP TIME	MPH	DIFF	TIME OF DAY
1 -	1:18.330	52.197	2:10.527	60.12	11.772	11:03:36.469
2 -	1:11.096	50.723	2:01.819	64.42	3.064	11:05:38.288
3 -	***1:08.433***	50.322	***1:58.755*** **(1)**	***66.08***		***11:07:37.043***
4 -	1:09.556	50.325	1:59.881 **(2)**	65.46	1.126	11:09:36.924
5 -	1:15.148	57.241	2:12.389	59.28	13.634	11:11:49.313
6 -	1:10.199	***49.720***	1:59.919 **(3)**	65.44	1.164	11:13:49.232

P27 80 Graham TOWLER Suzuki - DW Racing

IDEAL LAP TIME : 1:59.371 BEST LAP TIME : 1:59.372 DIFFERENCE : 0.001

LAP	SECTOR 1	SECTOR 2	LAP TIME	MPH	DIFF	TIME OF DAY
1 -	1:18.476	52.538	2:11.014	59.90	11.642	11:03:44.604
2 -	1:12.224	52.223	2:04.447	63.06	5.075	11:05:49.051
3 -	1:10.457	***49.185***	1:59.642 **(2)**	65.59	0.270	11:07:48.693
4 -	1:11.419	49.414	2:00.833 **(3)**	64.94	1.461	11:09:49.526
5 -	1:11.669	49.947	2:01.616	64.53	2.244	11:11:51.142
6 -	***1:10.186***	49.186	***1:59.372*** **(1)**	***65.74***		***11:13:50.514***

P28 33 R Mark LAWRENCE Honda - Sarky racing

IDEAL LAP TIME : 2:00.004 BEST LAP TIME : 2:00.563 DIFFERENCE : 0.559

LAP	SECTOR 1	SECTOR 2	LAP TIME	MPH	DIFF	TIME OF DAY
1 -	1:16.050	52.592	2:08.642	61.00	8.079	11:03:41.391
2 -	1:13.129	51.486	2:04.615	62.97	4.052	11:05:46.006
3 -	1:11.570	50.547	2:02.117	64.26	1.554	11:07:48.123
4 -	1:10.913	50.328	2:01.241 **(3)**	64.73	0.678	11:09:49.364
5 -	1:11.248	***49.409***	2:00.657 **(2)**	65.04	0.094	11:11:50.021

Weather / Track : Bright / Dry

Cadwell Park
Circuit Length = 2.1800 miles
Start: 11:00 Flag 11:13 End: 11:14

BMCRC - MRO Championships 2018 - Rnd 7 @ Cadwell Park

BMCRC Thunderbike Sport

QUALIFYING - SECTOR ANALYSIS

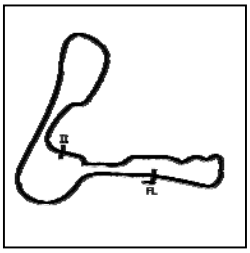

SECTOR 1 = FL to I1, SECTOR 2 = I1 to FL, DIFF = Difference To Personal Best Lap, P = Crossed Finish Line in Pit Lane, D = Time Disallowed

6 -	***1:10.595***	49.968	***2:00.563*** **(1)**	***65.09***		***11:13:50.584***

P29 95 Christopher ROGERS Honda - CB Racing

IDEAL LAP TIME : 2:01.282 BEST LAP TIME : 2:03.230 DIFFERENCE : 1.948

LAP	SECTOR 1	SECTOR 2	LAP TIME	MPH	DIFF	TIME OF DAY
1 -	1:15.233	***47.997***	***2:03.230*** **(1)**	***63.68***		***11:03:14.358***

P30 126 R Damien LECHAUVE Ktm -

IDEAL LAP TIME : 2:06.151 BEST LAP TIME : 2:06.151 DIFFERENCE : 0.000

LAP	SECTOR 1	SECTOR 2	LAP TIME	MPH	DIFF	TIME OF DAY
1 -	1:19.889	54.333	2:14.222	58.47	8.071	11:03:40.588
2 -	1:15.160	53.597	2:08.757	60.95	2.606	11:05:49.345
3 -	***1:13.697***	***52.454***	***2:06.151*** **(1)**	***62.21***		***11:07:55.496***
4 -	1:14.332	53.311	2:07.643 **(2)**	61.48	1.492	11:10:03.139
5 -	1:14.736	53.291	2:08.027	61.30	1.876	11:12:11.166
6 -	1:13.922	53.791	2:07.713 **(3)**	61.45	1.562	11:14:18.879

Weather / Track : Bright / Dry

Cadwell Park
Circuit Length = 2.1800 miles
Start: 11:00 Flag 11:13 End: 11:14

BMCRC - MRO Championships 2018 - Rnd 7 @ Cadwell Park

BMCRC Thunderbike Sport

QUALIFYING - BEST SECTORS

	SECTOR 1			SECTOR 2			IDEAL / BEST COMPARISON					
POS	NO	NAME	TIME	NO	NAME	TIME	POS	NO	NAME	IDEAL	BEST	DIFF
									PERFECT LAP	1:40.865		
1	198	TOPPING	58.837	4	POVAH	42.028	1	198	TOPPING	1:41.304	1:41.304	0.000
2	81	MAY	59.361	198	TOPPING	42.467	2	4	POVAH	1:41.632	1:41.632	0.000
3	90	WATSON	59.367	81	MAY	42.578	3	81	MAY	1:41.939	1:42.200	0.261
4	4	POVAH	59.604	47	WATSON	43.169	4	47	WATSON	1:43.367	1:43.718	0.351
5	47	WATSON	1:00.198	19	LILLEY	43.314	5	19	LILLEY	1:43.829	1:43.829	0.000
6	84	BRANCO	1:00.304	84	BRANCO	43.891	6	90	WATSON	1:43.868	1:43.868	0.000
7	19	LILLEY	1:00.515	666	BEASLEY	43.961	7	84	BRANCO	1:44.195	1:44.577	0.382
8	104	ROBINSON	1:01.103	17	DOWNES SNR	44.081	8	17	DOWNES SNR	1:45.209	1:45.358	0.149
9	17	DOWNES SNR	1:01.128	181	FRANKLIN	44.446	9	666	BEASLEY	1:45.587	1:45.602	0.015
10	666	BEASLEY	1:01.626	90	WATSON	44.501	10	104	ROBINSON	1:45.610	1:45.913	0.303
11	83	SKEELS-PIGGINS	1:01.880	104	ROBINSON	44.507	11	181	FRANKLIN	1:46.653	1:47.437	0.784
12	85	KITE	1:02.195	77	HAZELGROVE	45.028	12	83	SKEELS-PIGGINS	1:47.285	1:48.439	1.154
13	181	FRANKLIN	1:02.207	73	LEWIN	45.365	13	85	KITE	1:47.976	1:48.064	0.088
14	73	LEWIN	1:02.631	83	SKEELS-PIGGINS	45.405	14	73	LEWIN	1:47.996	1:48.001	0.005
15	50	ROBSON	1:02.661	92	GROVE	45.424	15	92	GROVE	1:48.151	1:48.883	0.732
16	92	GROVE	1:02.727	0	STANLEY	45.716	16	77	HAZELGROVE	1:48.563	1:48.563	0.000
17	0	STANLEY	1:03.440	85	KITE	45.781	17	0	STANLEY	1:49.156	1:49.207	0.051
18	77	HAZELGROVE	1:03.535	5	YOUNG	46.181	18	50	ROBSON	1:49.163	1:49.318	0.155
19	143	DAVIE	1:03.758	50	ROBSON	46.502	19	5	YOUNG	1:49.978	1:49.978	0.000
20	5	YOUNG	1:03.797	37	WOODS	46.819	20	143	DAVIE	1:50.711	1:51.087	0.376
21	167	DEVALL	1:04.123	289	HORNE	46.903	21	167	DEVALL	1:51.159	1:51.242	0.083
22	28	HODGSON	1:04.555	143	DAVIE	46.953	22	28	HODGSON	1:51.657	1:52.383	0.726
23	289	HORNE	1:05.048	167	DEVALL	47.036	23	289	HORNE	1:51.951	1:52.991	1.040
24	37	WOODS	1:06.002	28	HODGSON	47.102	24	37	WOODS	1:52.821	1:52.821	0.000
25	24	RAYNER	1:06.768	95	ROGERS	47.997	25	24	RAYNER	1:55.205	1:55.240	0.035
26	58	ELLIS	1:08.433	24	RAYNER	48.437	26	58	ELLIS	1:58.153	1:58.755	0.602
27	80	TOWLER	1:10.186	80	TOWLER	49.185	27	80	TOWLER	1:59.371	1:59.372	0.001
28	33	LAWRENCE	1:10.595	33	LAWRENCE	49.409	28	33	LAWRENCE	2:00.004	2:00.563	0.559
29	95	ROGERS	1:13.285	58	ELLIS	49.720	29	95	ROGERS	2:01.282	2:03.230	1.948
30	126	LECHAUVE	1:13.697	126	LECHAUVE	52.454	30	126	LECHAUVE	2:06.151	2:06.151	0.000
31												

Weather / Track : Bright / Dry

Cadwell Park
Circuit Length = 2.1800 miles
Start: 11:00 Flag 11:13 End: 11:14

Results can be found at www.tsl-timing.com

Printed - 11:15 Saturday, 04 August 2018

BMCRC - MRO Championships 2018 - Rnd 7 @ Cadwell Park

BMCRC Thunderbike Sport

RACE 8 - GRID (7 Laps)

ROW 11	31	43 Daniel BARFORD	32	83 Talan SKEELS-PIGGINS (1:48.439)	33			
ROW 10	28	95 Christopher ROGERS (2:03.230)	29	126 Damien LECHAUVE (2:06.151)	30	55 Richard LAMBOURNE		
ROW 9	25	58 Steven ELLIS (1:58.755)	26	80 Graham TOWLER (1:59.372)	27	33 Mark LAWRENCE (2:00.563)		
ROW 8	22	37 Ricky WOODS (1:52.821)	23	289 Philip HORNE (1:52.991)	24	24 Stuart RAYNER (1:55.240)		
ROW 7	19	143 Robert DAVIE (1:51.087)	20	167 Mike DEVALL (1:51.242)	21	28 Kurt HODGSON (1:52.383)		
ROW 6	16	0 Luke STANLEY (1:49.207)	17	50 Paul ROBSON (1:49.318)	18	5 William YOUNG (1:49.978)		
ROW 5	13	85 Andrew KITE (1:48.064)	14	77 Mark HAZELGROVE (1:48.563)	15	92 Duncan GROVE (1:48.883)		
ROW 4	10	104 Alex ROBINSON (1:45.913)	11	181 Robert FRANKLIN (1:47.437)	12	73 Vincent LEWIN (1:48.001)		
ROW 3	7	84 Ricardo BRANCO (1:44.577)	8	17 Charlie DOWNES SNR (1:45.358)	9	666 Shane BEASLEY (1:45.602)		
ROW 2	4	47 Thomas WATSON (1:43.718)	5	19 Kevin LILLEY (1:43.829)	6	90 Edward WATSON (1:43.868)		
ROW 1	1	198 Steven TOPPING (1:41.304) Pole	2	4 Jake POVAH (1:41.632)	3	81 Malvern MAY (1:42.200)		

Cadwell Park
Circuit Length = 2.1800 miles

These results are provisional until the conclusion of any judicial and technical matters.

Clerk Of Course :		Timekeeper :

Results can be found at www.tsl-timing.com

Printed - 11:16 Saturday, 04 August 2018

BMCRC - MRO Championships 2018 - Rnd 7 @ Cadwell Park

BMCRC Thunderbike Sport

RACE 8 - CLASSIFICATION

POS	NO	CL	PIC	NAME	ENTRY	LAPS	TIME	GAP	DIFF	MPH	BEST	ON
1	198		1	Steven TOPPING	Yamaha -	7	11:53.490			76.99	1:40.767	7
2	4		2	Jake POVAH	Suzuki - www.78plate.com	7	11:56.478	2.988	2.988	76.67	1:40.855	4
3	81		3	Malvern MAY	Ducati -	7	12:01.344	7.854	4.866	76.15	1:41.310	2
4	47		4	Thomas WATSON	Yamaha - Motorsportdays.com TEA Time Racing	7	12:09.128	15.638	7.784	75.34	1:41.829	4
5	90		5	Edward WATSON	Yamaha - Motorsportdays.com TEA Time Racing	7	12:09.612	16.122	0.484	75.29	1:41.997	3
6	84		6	Ricardo BRANCO	Suzuki - IMP Racing	7	12:10.317	16.827	0.705	75.22	1:42.714	5
7	19		7	Kevin LILLEY	Suzuki - Vanson Leathers	7	12:10.808	17.318	0.491	75.17	1:42.767	5
8	104	R	1	Alex ROBINSON	Honda - Boa	7	12:21.605	28.115	10.797	74.07	1:43.944	4
9	666	R	2	Shane BEASLEY	Kawasaki -	7	12:21.857	28.367	0.252	74.05	1:43.931	3
10	17	R	3	Charlie DOWNES SNR	Suzuki - Ray Gnarley/ MoreMoto	7	12:25.401	31.911	3.544	73.70	1:44.646	3
11	92		8	Duncan GROVE	Yamaha -	7	12:41.457	47.967	16.056	72.14	1:45.658	6
12	73		9	Vincent LEWIN	Suzuki - vinitwinracing.co.uk	7	12:45.824	52.334	4.367	71.73	1:47.534	2
13	50		10	Paul ROBSON	Suzuki - RBProperty services & Environment Lightin	7	12:48.306	54.816	2.482	71.50	1:47.467	5
14	77		11	Mark HAZELGROVE	Suzuki -	7	12:49.061	55.571	0.755	71.43	1:48.007	7
15	85		12	Andrew KITE	Ducati - Red Rebel Racing	7	12:55.147	1:01.657	6.086	70.87	1:48.030	6
16	83		13	Talan SKEELS-PIGGINS	Honda - Talan Racing	7	12:59.210	1:05.720	4.063	70.50	1:47.764	7
17	0	R	4	Luke STANLEY	Suzuki - MOREMOTO	7	13:01.466	1:07.976	2.256	70.29	1:50.114	4
18	5	R	5	William YOUNG	Yamaha - RoyBoy's Racing , RPH Carpentry Ltd	7	13:04.658	1:11.168	3.192	70.01	1:47.968	7
19	37	R	6	Ricky WOODS	Suzuki - RW Racing	7	13:14.748	1:21.258	10.090	69.12	1:50.965	2
20	143		14	Robert DAVIE	Suzuki -	7	13:15.311	1:21.821	0.563	69.07	1:50.808	6
21	167		15	Mike DEVALL	Honda -	7	13:17.798	1:24.308	2.487	68.86	1:51.904	7
22	28		16	Kurt HODGSON	Honda - some local fools	7	13:18.541	1:25.051	0.743	68.79	1:51.321	3
23	24		17	Stuart RAYNER	Suzuki -	7	13:48.049	1:54.559	29.508	66.34	1:54.932	2
24	33	R	7	Mark LAWRENCE	Honda - Sarky racing	6	12:06.477	1 Lap	1 Lap	64.81	1:57.435	6
25	80		18	Graham TOWLER	Suzuki - DW Racing	6	12:15.214	1 Lap	8.737	64.04	2:00.524	4
26	58	R	8	Steven ELLIS	Yamaha -	6	12:23.719	1 Lap	8.505	63.31	1:59.758	6
27	126	R	9	Damien LECHAUVE	Ktm -	6	12:32.278	1 Lap	8.559	62.59	2:02.837	3
					NOT CLASSIFIED							
DNF	95			Christopher ROGERS	Honda - CB Racing	2	4:00.295	5 Laps	4 Laps	65.32	1:54.066	2

FASTEST LAP

198		Steven TOPPING	Yamaha -	7	1:40.767	77.88 mph	125.34 kph
666	R	Shane BEASLEY	Kawasaki -	3	1:43.931	75.51 mph	121.52 kph

Class - 92.5% of Race Speed = 71.21 mph
Class R - 92.5% of Race Speed = 68.51 mph

Cadwell Park
Circuit Length = 2.1800 miles
Start: 15:36 Flag 15:47 End: 15:49

Weather / Track : Bright / Dry
These results are provisional until the conclusion of any judicial and technical matters.

Clerk Of Course :		Timekeeper :

Results can be found at www.tsl-timing.com

Printed - 15:50 Saturday, 04 August 2018

BMCRC - MRO Championships 2018 - Rnd 7 @ Cadwell Park

BMCRC Thunderbike Sport

RACE 8 - LAP CHART

LAP 1 @ 15:37:47.299

NO	BEHIND	LAP TIME
4		1:45.887
198	0.609	1:46.496
81	1.203	1:47.090
84	3.937	1:49.824
47	4.457	1:50.344
19	5.087	1:50.974
90	5.121	1:51.008
666	5.800	1:51.687
17	7.093	1:52.980
104	7.162	1:53.049
73	8.782	1:54.669
92	9.774	1:55.661
50	11.911	1:57.798
0	12.456	1:58.343
77	12.755	1:58.642
85	14.312	2:00.199
167	15.037	2:00.924
37	15.907	2:01.794
83	17.089	2:02.976
5	17.891	2:03.778
28	17.990	2:03.877
143	18.191	2:04.078
24	19.097	2:04.984
95	20.342	2:06.229
80	24.985	2:10.872
33	25.718	2:11.605
58	27.629	2:13.516
126	28.023	2:13.910

LAP 2 @ 15:39:29.220

NO	BEHIND	LAP TIME
198		1:41.312
4	0.153	1:42.074
81	0.592	1:41.310
84	5.446	1:43.430
47	6.136	1:43.600
90	6.171	1:42.971
19	7.115	1:43.949
666	8.151	1:44.272
104	9.588	1:44.347
17	9.905	1:44.733
73	14.395	1:47.534
92	15.114	1:47.261
50	18.617	1:48.627
77	19.222	1:48.388
0	21.273	1:50.738
85	23.016	1:50.625
37	24.951	1:50.965
167	26.406	1:53.290
83	27.129	1:51.961
5	27.413	1:51.443
143	27.841	1:51.571
28	29.340	1:53.271
24	32.108	1:54.932
95	32.487	1:54.066
80	43.852	2:00.788
33	44.145	2:00.348
58	49.475	2:03.767
126	49.903	2:03.801

LAP 3 @ 15:41:10.377

NO	BEHIND	LAP TIME
198		1:41.157
4	0.454	1:41.458
81	2.152	1:42.717
90	7.011	1:41.997
84	8.107	1:43.818
47	8.492	1:43.513
19	9.642	1:43.684
666	10.925	1:43.931
104	12.485	1:44.054
17	13.394	1:44.646
73	22.069	1:48.831
92	22.616	1:48.659
77	26.987	1:48.922
50	27.148	1:49.688
0	30.241	1:50.125
85	31.276	1:49.417
37	35.991	1:52.197
83	36.497	1:50.525
5	36.714	1:50.458
167	39.170	1:53.921
28	39.504	1:51.321
143	39.734	1:53.050
24	48.915	1:57.964
33	1:02.467	1:59.479
80	1:03.383	2:00.688
58	1:10.491	2:02.173
126	1:11.583	2:02.837

LAP 4 @ 15:42:51.616

NO	BEHIND	LAP TIME
198		1:41.239
4	0.070	1:40.855
81	2.513	1:41.600
90	7.905	1:42.133
47	9.082	1:41.829
84	10.312	1:43.444
19	11.258	1:42.855
666	14.490	1:44.804
104	15.190	1:43.944
17	17.342	1:45.187
73	30.457	1:49.627
92	31.116	1:49.739
77	34.359	1:48.611
50	34.455	1:48.546
0	39.116	1:50.114
85	39.919	1:49.882
83	45.283	1:50.025
37	48.494	1:53.742
5	48.558	1:53.083
167	50.253	1:52.322
28	50.317	1:52.052
143	50.809	1:52.314
24	1:05.991	1:58.315
33	1:20.237	1:59.009
80	1:22.668	2:00.524
58	1:32.275	2:03.023
126	1:34.389	2:04.045

LAP 5 @ 15:44:32.756

NO	BEHIND	LAP TIME
198		1:41.140
4	0.313	1:41.383
81	3.058	1:41.685
90	9.224	1:42.459
47	9.791	1:41.849
84	11.886	1:42.714
19	12.885	1:42.767
666	18.480	1:45.130
104	18.880	1:44.830
17	21.342	1:45.140
73	37.433	1:48.116
92	38.163	1:48.187
50	40.782	1:47.467
77	41.476	1:48.257
85	47.482	1:48.703
0	48.370	1:50.394
83	51.989	1:47.846
5	56.735	1:49.317
37	59.144	1:51.790
167	1:01.631	1:52.518
28	1:02.223	1:53.046
143	1:02.327	1:52.658
24	1:23.122	1:58.271
33	1:37.698	1:58.601

LAP 6 @ 15:46:14.135

NO	BEHIND	LAP TIME
198		1:41.379
4	0.475	1:41.541
80	1 Lap	2:01.109
81	5.375	1:43.696
58	1 Lap	2:01.482
47	13.011	1:44.599
90	13.132	1:45.287
84	13.451	1:42.944
19	14.576	1:43.070
126	1 Lap	2:03.714
104	22.899	1:45.398
666	23.055	1:45.954
17	25.691	1:45.728
92	42.442	1:45.658
73	45.310	1:49.256
50	47.821	1:48.418
77	48.331	1:48.234
85	54.133	1:48.030
0	57.840	1:50.849
83	58.723	1:48.113
5	1:03.967	1:48.611
37	1:10.001	1:52.236
143	1:11.756	1:50.808
28	1:13.138	1:52.294
167	1:13.171	1:52.919
24	1:38.878	1:57.135

LAP 7 @ 15:47:54.902

NO	BEHIND	LAP TIME
198		1:40.767
4	2.988	1:43.280
81	7.854	1:43.246
33	1 Lap	1:57.435
47	15.638	1:43.394
90	16.122	1:43.757
84	16.827	1:44.143
19	17.318	1:43.509
80	1 Lap	2:01.233
104	28.115	1:45.983
666	28.367	1:46.079
58	1 Lap	1:59.758
17	31.911	1:46.987
126	1 Lap	2:03.971
92	47.967	1:46.292
73	52.334	1:47.791
50	54.816	1:47.762
77	55.571	1:48.007
85	1:01.657	1:48.291
83	1:05.720	1:47.764
0	1:07.976	1:50.903
5	1:11.168	1:47.968
37	1:21.258	1:52.024
143	1:21.821	1:50.832
167	1:24.308	1:51.904
28	1:25.051	1:52.680
24	1:54.559	1:56.448

Cadwell Park
Circuit Length = 2.1800 miles
Start: 15:36 Flag 15:47 End: 15:49

Weather / Track : Bright / Dry

BMCRC - MRO Championships 2018 - Rnd 7 @ Cadwell Park

BMCRC Thunderbike Sport

RACE 8 - SECTOR ANALYSIS

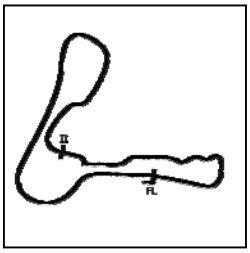

SECTOR 1 = FL to I1, SECTOR 2 = I1 to FL, DIFF = Difference To Personal Best Lap, P = Crossed Finish Line in Pit Lane, D = Time Disallowed

P1 198 Steven TOPPING Yamaha -

IDEAL LAP TIME : 1:40.610 BEST LAP TIME : 1:40.767 DIFFERENCE : 0.157

LAP	SECTOR 1	SECTOR 2	LAP TIME	MPH	DIFF	TIME OF DAY
1 -		43.270	1:46.496	73.69	5.729	15:37:47.908
2 -	58.563	42.749	1:41.312	77.46	0.545	15:39:29.220
3 -	58.392	42.765	1:41.157 **(3)**	77.58	0.390	15:41:10.377
4 -	58.398	42.841	1:41.239	77.52	0.472	15:42:51.616
5 -	58.876	***42.264***	1:41.140 **(2)**	77.59	0.373	15:44:32.756
6 -	58.746	42.633	1:41.379	77.41	0.612	15:46:14.135
7 -	***58.346***	42.421	***1:40.767*** **(1)**	***77.88***		***15:47:54.902***

P2 4 Jake POVAH Suzuki - www.78plate.com

IDEAL LAP TIME : 1:40.473 BEST LAP TIME : 1:40.855 DIFFERENCE : 0.382

LAP	SECTOR 1	SECTOR 2	LAP TIME	MPH	DIFF	TIME OF DAY
1 -		42.220	1:45.887	74.11	5.032	15:37:47.299
2 -	59.404	42.670	1:42.074	76.88	1.219	15:39:29.373
3 -	58.817	42.641	1:41.458 **(3)**	77.35	0.603	15:41:10.831
4 -	***58.396***	42.459	***1:40.855*** **(1)**	***77.81***		***15:42:51.686***
5 -	59.306	***42.077***	1:41.383 **(2)**	77.41	0.528	15:44:33.069
6 -	59.064	42.477	1:41.541	77.28	0.686	15:46:14.610
7 -	1:00.791	42.489	1:43.280	75.98	2.425	15:47:57.890

P3 81 Malvern MAY Ducati -

IDEAL LAP TIME : 1:41.310 BEST LAP TIME : 1:41.310 DIFFERENCE : 0.000

LAP	SECTOR 1	SECTOR 2	LAP TIME	MPH	DIFF	TIME OF DAY
1 -		42.847	1:47.090	73.28	5.780	15:37:48.502
2 -	***58.954***	***42.356***	***1:41.310*** **(1)**	***77.46***		***15:39:29.812***
3 -	1:00.054	42.663	1:42.717	76.40	1.407	15:41:12.529
4 -	58.956	42.644	1:41.600 **(2)**	77.24	0.290	15:42:54.129
5 -	59.065	42.620	1:41.685 **(3)**	77.18	0.375	15:44:35.814
6 -	1:00.536	43.160	1:43.696	75.68	2.386	15:46:19.510
7 -	59.686	43.560	1:43.246	76.01	1.936	15:48:02.756

P4 47 Thomas WATSON Yamaha - Motorsportdays.com TEA Time Racing

IDEAL LAP TIME : 1:41.698 BEST LAP TIME : 1:41.829 DIFFERENCE : 0.131

LAP	SECTOR 1	SECTOR 2	LAP TIME	MPH	DIFF	TIME OF DAY
1 -		44.472	1:50.344	71.12	8.515	15:37:51.756
2 -	59.880	43.720	1:43.600	75.75	1.771	15:39:35.356
3 -	59.734	43.779	1:43.513	75.81	1.684	15:41:18.869
4 -	***58.721***	43.108	***1:41.829*** **(1)**	***77.07***		***15:43:00.698***
5 -	58.872	***42.977***	1:41.849 **(2)**	77.05	0.020	15:44:42.547
6 -	59.200	45.399	1:44.599	75.03	2.770	15:46:27.146
7 -	59.565	43.829	1:43.394 **(3)**	75.90	1.565	15:48:10.540

P5 90 Edward WATSON Yamaha - Motorsportdays.com TEA Time Racing

IDEAL LAP TIME : 1:41.997 BEST LAP TIME : 1:41.997 DIFFERENCE : 0.000

LAP	SECTOR 1	SECTOR 2	LAP TIME	MPH	DIFF	TIME OF DAY
1 -		44.094	1:51.008	70.69	9.011	15:37:52.420
2 -	59.441	43.530	1:42.971	76.21	0.974	15:39:35.391
3 -	***58.599***	***43.398***	***1:41.997*** **(1)**	***76.94***		***15:41:17.388***
4 -	58.603	43.530	1:42.133 **(2)**	76.84	0.136	15:42:59.521
5 -	58.878	43.581	1:42.459 **(3)**	76.59	0.462	15:44:41.980
6 -	59.280	46.007	1:45.287	74.53	3.290	15:46:27.267
7 -	59.995	43.762	1:43.757	75.63	1.760	15:48:11.024

P6 84 Ricardo BRANCO Suzuki - IMP Racing

IDEAL LAP TIME : 1:42.677 BEST LAP TIME : 1:42.714 DIFFERENCE : 0.037

LAP	SECTOR 1	SECTOR 2	LAP TIME	MPH	DIFF	TIME OF DAY

Weather / Track : Bright / Dry

Cadwell Park
Circuit Length = 2.1800 miles
Start: 15:36 Flag 15:47 End: 15:49

BMCRC - MRO Championships 2018 - Rnd 7 @ Cadwell Park

BMCRC Thunderbike Sport

RACE 8 - SECTOR ANALYSIS

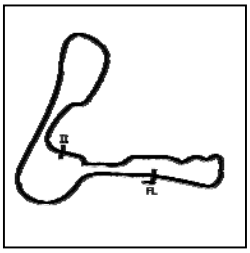

SECTOR 1 = FL to I1, SECTOR 2 = I1 to FL, DIFF = Difference To Personal Best Lap, P = Crossed Finish Line in Pit Lane, D = Time Disallowed

1 -		43.509	1:49.824		71.45	7.110	15:37:51.236
2 -	59.760	43.670	1:43.430	(3)	75.87	0.716	15:39:34.666
3 -	1:00.198	43.620	1:43.818		75.59	1.104	15:41:18.484
4 -	59.781	43.663	1:43.444		75.86	0.730	15:43:01.928
5 -	59.400	***43.314***	***1:42.714***	**(1)**	***76.40***		***15:44:44.642***
6 -	***59.363***	43.581	1:42.944	(2)	76.23	0.230	15:46:27.586
7 -	59.914	44.229	1:44.143		75.35	1.429	15:48:11.729

P7 19 Kevin LILLEY Suzuki - Vanson Leathers

IDEAL LAP TIME : 1:42.593 BEST LAP TIME : 1:42.767 DIFFERENCE : 0.174

LAP	SECTOR 1	SECTOR 2	LAP TIME		MPH	DIFF	TIME OF DAY
1 -		44.343	1:50.974		70.71	8.207	15:37:52.386
2 -	1:00.250	43.699	1:43.949		75.49	1.182	15:39:36.335
3 -	1:00.169	43.515	1:43.684		75.69	0.917	15:41:20.019
4 -	59.748	43.107	1:42.855	(2)	76.30	0.088	15:43:02.874
5 -	59.680	***43.087***	***1:42.767***	**(1)**	***76.36***		***15:44:45.641***
6 -	***59.506***	43.564	1:43.070	(3)	76.14	0.303	15:46:28.711
7 -	59.677	43.832	1:43.509		75.82	0.742	15:48:12.220

P8 104 R Alex ROBINSON Honda - Boa

IDEAL LAP TIME : 1:43.781 BEST LAP TIME : 1:43.944 DIFFERENCE : 0.163

LAP	SECTOR 1	SECTOR 2	LAP TIME		MPH	DIFF	TIME OF DAY
1 -		44.810	1:53.049		69.42	9.105	15:37:54.461
2 -	1:00.260	44.087	1:44.347	(3)	75.21	0.403	15:39:38.808
3 -	1:00.343	***43.711***	1:44.054	(2)	75.42	0.110	15:41:22.862
4 -	1:00.214	43.730	***1:43.944***	**(1)**	***75.50***		***15:43:06.806***
5 -	***1:00.070***	44.760	1:44.830		74.86	0.886	15:44:51.636
6 -	1:01.234	44.164	1:45.398		74.46	1.454	15:46:37.034
7 -	1:01.041	44.942	1:45.983		74.05	2.039	15:48:23.017

P9 666 R Shane BEASLEY Kawasaki -

IDEAL LAP TIME : 1:43.696 BEST LAP TIME : 1:43.931 DIFFERENCE : 0.235

LAP	SECTOR 1	SECTOR 2	LAP TIME		MPH	DIFF	TIME OF DAY
1 -		44.145	1:51.687		70.26	7.756	15:37:53.099
2 -	1:00.611	***43.661***	1:44.272	(2)	75.26	0.341	15:39:37.371
3 -	***1:00.035***	43.896	***1:43.931***	**(1)**	***75.51***		***15:41:21.302***
4 -	1:00.387	44.417	1:44.804	(3)	74.88	0.873	15:43:06.106
5 -	1:00.445	44.685	1:45.130		74.65	1.199	15:44:51.236
6 -	1:01.937	44.017	1:45.954		74.07	2.023	15:46:37.190
7 -	1:01.169	44.910	1:46.079		73.98	2.148	15:48:23.269

P10 17 R Charlie DOWNES SNR Suzuki - Ray Gnarley/ MoreMoto

IDEAL LAP TIME : 1:44.591 BEST LAP TIME : 1:44.646 DIFFERENCE : 0.055

LAP	SECTOR 1	SECTOR 2	LAP TIME		MPH	DIFF	TIME OF DAY
1 -		44.497	1:52.980		69.46	8.334	15:37:54.392
2 -	***1:00.737***	43.996	1:44.733	(2)	74.93	0.087	15:39:39.125
3 -	1:00.792	***43.854***	***1:44.646***	**(1)**	***74.99***		***15:41:23.771***
4 -	1:01.171	44.016	1:45.187		74.61	0.541	15:43:08.958
5 -	1:01.164	43.976	1:45.140	(3)	74.64	0.494	15:44:54.098
6 -	1:01.618	44.110	1:45.728		74.22	1.082	15:46:39.826
7 -	1:01.844	45.143	1:46.987		73.35	2.341	15:48:26.813

P11 92 Duncan GROVE Yamaha -

IDEAL LAP TIME : 1:45.658 BEST LAP TIME : 1:45.658 DIFFERENCE : 0.000

LAP	SECTOR 1	SECTOR 2	LAP TIME		MPH	DIFF	TIME OF DAY
1 -		45.914	1:55.661		67.85	10.003	15:37:57.073
2 -	1:02.213	45.048	1:47.261	(3)	73.16	1.603	15:39:44.334
3 -	1:02.225	46.434	1:48.659		72.22	3.001	15:41:32.993
4 -	1:02.914	46.825	1:49.739		71.51	4.081	15:43:22.732

Weather / Track : Bright / Dry

Cadwell Park
Circuit Length = 2.1800 miles
Start: 15:36 Flag 15:47 End: 15:49

BMCRC - MRO Championships 2018 - Rnd 7 @ Cadwell Park

BMCRC Thunderbike Sport

RACE 8 - SECTOR ANALYSIS

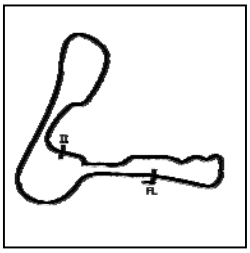

SECTOR 1 = FL to I1, SECTOR 2 = I1 to FL, DIFF = Difference To Personal Best Lap, P = Crossed Finish Line in Pit Lane, D = Time Disallowed

5 -	1:02.327	45.860	1:48.187		72.54	2.529	15:45:10.919
6 -	***1:01.199***	***44.459***	***1:45.658***	**(1)**	***74.27***		***15:46:56.577***
7 -	1:01.287	45.005	1:46.292	**(2)**	73.83	0.634	15:48:42.869

P12 73 Vincent LEWIN Suzuki - vinitwinracing.co.uk

IDEAL LAP TIME : 1:46.894 BEST LAP TIME : 1:47.534 DIFFERENCE : 0.640

LAP	SECTOR 1	SECTOR 2	LAP TIME		MPH	DIFF	TIME OF DAY
1 -		45.507	1:54.669		68.44	7.135	15:37:56.081
2 -	1:02.676	***44.858***	***1:47.534***	**(1)**	***72.98***		***15:39:43.615***
3 -	1:02.520	46.311	1:48.831		72.11	1.297	15:41:32.446
4 -	1:03.146	46.481	1:49.627		71.58	2.093	15:43:22.073
5 -	1:02.592	45.524	1:48.116	**(3)**	72.58	0.582	15:45:10.189
6 -	1:03.086	46.170	1:49.256		71.83	1.722	15:46:59.445
7 -	***1:02.036***	45.755	1:47.791	**(2)**	72.80	0.257	15:48:47.236

P13 50 Paul ROBSON Suzuki - RBProperty services & Environment Lighting

IDEAL LAP TIME : 1:47.055 BEST LAP TIME : 1:47.467 DIFFERENCE : 0.412

LAP	SECTOR 1	SECTOR 2	LAP TIME		MPH	DIFF	TIME OF DAY
1 -		46.373	1:57.798		66.62	10.331	15:37:59.210
2 -	1:02.402	46.225	1:48.627		72.24	1.160	15:39:47.837
3 -	1:03.252	46.436	1:49.688		71.54	2.221	15:41:37.525
4 -	1:02.520	46.026	1:48.546		72.30	1.079	15:43:26.071
5 -	1:01.924	***45.543***	***1:47.467***	**(1)**	***73.02***		***15:45:13.538***
6 -	***1:01.512***	46.906	1:48.418	**(3)**	72.38	0.951	15:47:01.956
7 -	1:01.849	45.913	1:47.762	**(2)**	72.82	0.295	15:48:49.718

P14 77 Mark HAZELGROVE Suzuki -

IDEAL LAP TIME : 1:47.571 BEST LAP TIME : 1:48.007 DIFFERENCE : 0.436

LAP	SECTOR 1	SECTOR 2	LAP TIME		MPH	DIFF	TIME OF DAY
1 -		46.203	1:58.642		66.14	10.635	15:38:00.054
2 -	1:03.290	***45.098***	1:48.388		72.40	0.381	15:39:48.442
3 -	1:03.081	45.841	1:48.922		72.05	0.915	15:41:37.364
4 -	1:03.375	45.236	1:48.611		72.25	0.604	15:43:25.975
5 -	1:03.019	45.238	1:48.257	**(3)**	72.49	0.250	15:45:14.232
6 -	***1:02.473***	45.761	1:48.234	**(2)**	72.51	0.227	15:47:02.466
7 -	1:02.708	45.299	***1:48.007***	**(1)**	***72.66***		***15:48:50.473***

P15 85 Andrew KITE Ducati - Red Rebel Racing

IDEAL LAP TIME : 1:47.847 BEST LAP TIME : 1:48.030 DIFFERENCE : 0.183

LAP	SECTOR 1	SECTOR 2	LAP TIME		MPH	DIFF	TIME OF DAY
1 -		47.473	2:00.199		65.29	12.169	15:38:01.611
2 -	1:03.340	47.285	1:50.625		70.94	2.595	15:39:52.236
3 -	1:02.683	46.734	1:49.417		71.72	1.387	15:41:41.653
4 -	1:03.255	46.627	1:49.882		71.42	1.852	15:43:31.535
5 -	1:02.198	46.505	1:48.703	**(3)**	72.19	0.673	15:45:20.238
6 -	1:01.890	***46.140***	***1:48.030***	**(1)**	***72.64***		***15:47:08.268***
7 -	***1:01.707***	46.584	1:48.291	**(2)**	72.47	0.261	15:48:56.559

P16 83 Talan SKEELS-PIGGINS Honda - Talan Racing

IDEAL LAP TIME : 1:47.755 BEST LAP TIME : 1:47.764 DIFFERENCE : 0.009

LAP	SECTOR 1	SECTOR 2	LAP TIME		MPH	DIFF	TIME OF DAY
1 -		48.017	2:02.976		63.81	15.212	15:38:04.388
2 -	1:03.264	48.697	1:51.961		70.09	4.197	15:39:56.349
3 -	1:03.258	47.267	1:50.525		71.00	2.761	15:41:46.874
4 -	1:03.436	46.589	1:50.025		71.32	2.261	15:43:36.899
5 -	***1:02.199***	45.647	1:47.846	**(2)**	72.77	0.082	15:45:24.745
6 -	1:02.236	45.877	1:48.113	**(3)**	72.59	0.349	15:47:12.858
7 -	1:02.208	***45.556***	***1:47.764***	**(1)**	***72.82***		***15:49:00.622***

Cadwell Park
Circuit Length = 2.1800 miles
Start: 15:36 Flag 15:47 End: 15:49

Weather / Track : Bright / Dry

BMCRC - MRO Championships 2018 - Rnd 7 @ Cadwell Park

BMCRC Thunderbike Sport

RACE 8 - SECTOR ANALYSIS

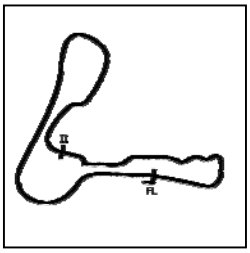

SECTOR 1 = FL to I1, SECTOR 2 = I1 to FL, DIFF = Difference To Personal Best Lap, P = Crossed Finish Line in Pit Lane, D = Time Disallowed

P17 0 R Luke STANLEY Suzuki - MOREMOTO

IDEAL LAP TIME : 1:49.968 BEST LAP TIME : 1:50.114 DIFFERENCE : 0.146

LAP	SECTOR 1	SECTOR 2	LAP TIME	MPH	DIFF	TIME OF DAY
1 -		46.312	1:58.343	66.31	8.229	15:37:59.755
2 -	1:04.615	46.123	1:50.738	70.87	0.624	15:39:50.493
3 -	1:04.115	***46.010***	1:50.125 **(2)**	71.26	0.011	15:41:40.618
4 -	***1:03.958***	46.156	***1:50.114*** **(1)**	***71.27***		***15:43:30.732***
5 -	1:04.339	46.055	1:50.394 **(3)**	71.09	0.280	15:45:21.126
6 -	1:04.481	46.368	1:50.849	70.79	0.735	15:47:11.975
7 -	1:04.437	46.466	1:50.903	70.76	0.789	15:49:02.878

P18 5 R William YOUNG Yamaha - RoyBoy's Racing , RPH Carpentry Ltd

IDEAL LAP TIME : 1:47.968 BEST LAP TIME : 1:47.968 DIFFERENCE : 0.000

LAP	SECTOR 1	SECTOR 2	LAP TIME	MPH	DIFF	TIME OF DAY
1 -		48.958	2:03.778	63.40	15.810	15:38:05.190
2 -	1:03.362	48.081	1:51.443	70.42	3.475	15:39:56.633
3 -	1:03.789	46.669	1:50.458	71.05	2.490	15:41:47.091
4 -	1:05.980	47.103	1:53.083	69.40	5.115	15:43:40.174
5 -	1:04.076	45.241	1:49.317 **(3)**	71.79	1.349	15:45:29.491
6 -	1:02.936	45.675	1:48.611 **(2)**	72.25	0.643	15:47:18.102
7 -	***1:02.905***	***45.063***	***1:47.968*** **(1)**	***72.68***		***15:49:06.070***

P19 37 R Ricky WOODS Suzuki - RW Racing

IDEAL LAP TIME : 1:50.647 BEST LAP TIME : 1:50.965 DIFFERENCE : 0.318

LAP	SECTOR 1	SECTOR 2	LAP TIME	MPH	DIFF	TIME OF DAY
1 -		47.399	2:01.794	64.43	10.829	15:38:03.206
2 -	***1:04.151***	46.814	***1:50.965*** **(1)**	***70.72***		***15:39:54.171***
3 -	1:05.259	46.938	1:52.197	69.94	1.232	15:41:46.368
4 -	1:06.498	47.244	1:53.742	68.99	2.777	15:43:40.110
5 -	1:05.294	***46.496***	1:51.790 **(2)**	70.20	0.825	15:45:31.900
6 -	1:05.073	47.163	1:52.236	69.92	1.271	15:47:24.136
7 -	1:05.290	46.734	1:52.024 **(3)**	70.05	1.059	15:49:16.160

P20 143 Robert DAVIE Suzuki -

IDEAL LAP TIME : 1:50.715 BEST LAP TIME : 1:50.808 DIFFERENCE : 0.093

LAP	SECTOR 1	SECTOR 2	LAP TIME	MPH	DIFF	TIME OF DAY
1 -		48.703	2:04.078	63.25	13.270	15:38:05.490
2 -	1:04.570	47.001	1:51.571 **(3)**	70.34	0.763	15:39:57.061
3 -	1:04.232	48.818	1:53.050	69.42	2.242	15:41:50.111
4 -	1:04.774	47.540	1:52.314	69.87	1.506	15:43:42.425
5 -	1:04.902	47.756	1:52.658	69.66	1.850	15:45:35.083
6 -	1:03.932	***46.876***	***1:50.808*** **(1)**	***70.82***		***15:47:25.891***
7 -	***1:03.839***	46.993	1:50.832 **(2)**	70.81	0.024	15:49:16.723

P21 167 Mike DEVALL Honda -

IDEAL LAP TIME : 1:51.398 BEST LAP TIME : 1:51.904 DIFFERENCE : 0.506

LAP	SECTOR 1	SECTOR 2	LAP TIME	MPH	DIFF	TIME OF DAY
1 -		***47.683***	2:00.924	64.90	9.020	15:38:02.336
2 -	1:04.248	49.042	1:53.290	69.27	1.386	15:39:55.626
3 -	1:05.433	48.488	1:53.921	68.89	2.017	15:41:49.547
4 -	1:04.258	48.064	1:52.322 **(2)**	69.87	0.418	15:43:41.869
5 -	1:04.805	47.713	1:52.518 **(3)**	69.74	0.614	15:45:34.387
6 -	1:04.483	48.436	1:52.919	69.50	1.015	15:47:27.306
7 -	***1:03.715***	48.189	***1:51.904*** **(1)**	***70.13***		***15:49:19.210***

P22 28 Kurt HODGSON Honda - some local fools

IDEAL LAP TIME : 1:51.321 BEST LAP TIME : 1:51.321 DIFFERENCE : 0.000

LAP	SECTOR 1	SECTOR 2	LAP TIME	MPH	DIFF	TIME OF DAY

Cadwell Park
Circuit Length = 2.1800 miles
Start: 15:36 Flag 15:47 End: 15:49

Weather / Track : Bright / Dry

BMCRC - MRO Championships 2018 - Rnd 7 @ Cadwell Park

BMCRC Thunderbike Sport

RACE 8 - SECTOR ANALYSIS

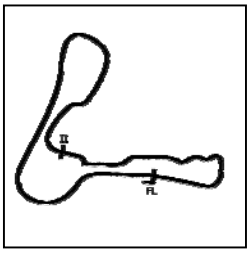

SECTOR 1 = FL to I1, SECTOR 2 = I1 to FL, DIFF = Difference To Personal Best Lap, P = Crossed Finish Line in Pit Lane, D = Time Disallowed

1 -		49.758	2:03.877	63.35	12.556	15:38:05.289
2 -	1:06.234	47.037	1:53.271	69.28	1.950	15:39:58.560
3 -	***1:04.312***	***47.009***	***1:51.321 (1)***	***70.49***		***15:41:49.881***
4 -	1:04.701	47.351	1:52.052 (2)	70.03	0.731	15:43:41.933
5 -	1:05.080	47.966	1:53.046	69.42	1.725	15:45:34.979
6 -	1:04.952	47.342	1:52.294 (3)	69.88	0.973	15:47:27.273
7 -	1:04.484	48.196	1:52.680	69.64	1.359	15:49:19.953

P23 24 Stuart RAYNER Suzuki -

IDEAL LAP TIME : 1:54.663 BEST LAP TIME : 1:54.932 DIFFERENCE : 0.269

LAP	SECTOR 1	SECTOR 2	LAP TIME	MPH	DIFF	TIME OF DAY
1 -		***48.246***	2:04.984	62.79	10.052	15:38:06.396
2 -	***1:06.417***	48.515	***1:54.932 (1)***	***68.28***		***15:40:01.328***
3 -	1:07.443	50.521	1:57.964	66.52	3.032	15:41:59.292
4 -	1:09.048	49.267	1:58.315	66.33	3.383	15:43:57.607
5 -	1:08.790	49.481	1:58.271	66.35	3.339	15:45:55.878
6 -	1:08.025	49.110	1:57.135 (3)	67.00	2.203	15:47:53.013
7 -	1:07.515	48.933	1:56.448 (2)	67.39	1.516	15:49:49.461

P24 33 R Mark LAWRENCE Honda - Sarky racing

IDEAL LAP TIME : 1:57.415 BEST LAP TIME : 1:57.435 DIFFERENCE : 0.020

LAP	SECTOR 1	SECTOR 2	LAP TIME	MPH	DIFF	TIME OF DAY
1 -		52.223	2:11.605	59.63	14.170	15:38:13.017
2 -	1:10.486	49.862	2:00.348	65.21	2.913	15:40:13.365
3 -	1:10.143	49.336	1:59.479	65.68	2.044	15:42:12.844
4 -	1:09.158	49.851	1:59.009 (3)	65.94	1.574	15:44:11.853
5 -	1:09.269	***49.332***	1:58.601 (2)	66.17	1.166	15:46:10.454
6 -	***1:08.083***	49.352	***1:57.435 (1)***	***66.82***		***15:48:07.889***

P25 80 Graham TOWLER Suzuki - DW Racing

IDEAL LAP TIME : 1:59.396 BEST LAP TIME : 2:00.524 DIFFERENCE : 1.128

LAP	SECTOR 1	SECTOR 2	LAP TIME	MPH	DIFF	TIME OF DAY
1 -		51.042	2:10.872	59.96	10.348	15:38:12.284
2 -	1:10.700	50.088	2:00.788 (3)	64.97	0.264	15:40:13.072
3 -	1:11.157	***49.531***	2:00.688 (2)	65.02	0.164	15:42:13.760
4 -	***1:09.865***	50.659	***2:00.524 (1)***	***65.11***		***15:44:14.284***
5 -	1:11.427	49.682	2:01.109	64.80	0.585	15:46:15.393
6 -	1:10.024	51.209	2:01.233	64.73	0.709	15:48:16.626

P26 58 R Steven ELLIS Yamaha -

IDEAL LAP TIME : 1:59.413 BEST LAP TIME : 1:59.758 DIFFERENCE : 0.345

LAP	SECTOR 1	SECTOR 2	LAP TIME	MPH	DIFF	TIME OF DAY
1 -		53.039	2:13.516	58.77	13.758	15:38:14.928
2 -	1:12.273	51.494	2:03.767	63.41	4.009	15:40:18.695
3 -	1:10.390	51.783	2:02.173 (3)	64.23	2.415	15:42:20.868
4 -	1:11.715	51.308	2:03.023	63.79	3.265	15:44:23.891
5 -	1:11.710	***49.772***	2:01.482 (2)	64.60	1.724	15:46:25.373
6 -	***1:09.641***	50.117	***1:59.758 (1)***	***65.53***		***15:48:25.131***

P27 126 R Damien LECHAUVE Ktm -

IDEAL LAP TIME : 2:02.815 BEST LAP TIME : 2:02.837 DIFFERENCE : 0.022

LAP	SECTOR 1	SECTOR 2	LAP TIME	MPH	DIFF	TIME OF DAY
1 -		52.680	2:13.910	58.60	11.073	15:38:15.322
2 -	1:12.358	***51.443***	2:03.801 (3)	63.39	0.964	15:40:19.123
3 -	***1:11.372***	51.465	***2:02.837 (1)***	***63.89***		***15:42:21.960***
4 -	1:11.506	52.539	2:04.045	63.26	1.208	15:44:26.005
5 -	1:11.495	52.219	2:03.714 (2)	63.43	0.877	15:46:29.719
6 -	1:11.753	52.218	2:03.971	63.30	1.134	15:48:33.690

Cadwell Park
Circuit Length = 2.1800 miles
Start: 15:36 Flag 15:47 End: 15:49

Weather / Track : Bright / Dry

BMCRC - MRO Championships 2018 - Rnd 7 @ Cadwell Park

BMCRC Thunderbike Sport

RACE 8 - SECTOR ANALYSIS

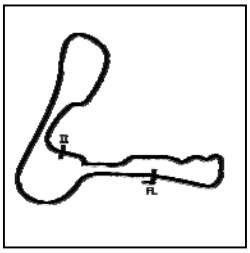

SECTOR 1 = FL to I1, SECTOR 2 = I1 to FL, DIFF = Difference To Personal Best Lap, P = Crossed Finish Line in Pit Lane, D = Time Disallowed

P28 95 Christopher ROGERS Honda - CB Racing

IDEAL LAP TIME : 1:54.066 BEST LAP TIME : 1:54.066 DIFFERENCE : 0.000

LAP	SECTOR 1	SECTOR 2	LAP TIME	MPH	DIFF	TIME OF DAY
1 -		49.196	2:06.229	62.17	12.163	15:38:07.641
2 -	***1:05.561***	***48.505***	***1:54.066*** **(1)**	***68.80***		***15:40:01.707***

Weather / Track : Bright / Dry

Cadwell Park
Circuit Length = 2.1800 miles
Start: 15:36 Flag 15:47 End: 15:49

BMCRC - MRO Championships 2018 - Rnd 7 @ Cadwell Park

BMCRC Thunderbike Sport

RACE 8 - BEST SECTORS

SECTOR 1				SECTOR 2			IDEAL / BEST COMPARISON					
POS	NO	NAME	TIME	NO	NAME	TIME	POS	NO	NAME	IDEAL	BEST	DIFF
									PERFECT LAP	1:40.423		
1	198	TOPPING	58.346	4	POVAH	42.077	1	4	POVAH	1:40.473	1:40.855	0.382
2	4	POVAH	58.396	198	TOPPING	42.264	2	198	TOPPING	1:40.610	1:40.767	0.157
3	90	WATSON	58.599	81	MAY	42.356	3	81	MAY	1:41.310	1:41.310	0.000
4	47	WATSON	58.721	47	WATSON	42.977	4	47	WATSON	1:41.698	1:41.829	0.131
5	81	MAY	58.954	19	LILLEY	43.087	5	90	WATSON	1:41.997	1:41.997	0.000
6	84	BRANCO	59.363	84	BRANCO	43.314	6	19	LILLEY	1:42.593	1:42.767	0.174
7	19	LILLEY	59.506	90	WATSON	43.398	7	84	BRANCO	1:42.677	1:42.714	0.037
8	666	BEASLEY	1:00.035	666	BEASLEY	43.661	8	666	BEASLEY	1:43.696	1:43.931	0.235
9	104	ROBINSON	1:00.070	104	ROBINSON	43.711	9	104	ROBINSON	1:43.781	1:43.944	0.163
10	17	DOWNES SNR	1:00.737	17	DOWNES SNR	43.854	10	17	DOWNES SNR	1:44.591	1:44.646	0.055
11	92	GROVE	1:01.199	92	GROVE	44.459	11	92	GROVE	1:45.658	1:45.658	0.000
12	50	ROBSON	1:01.512	73	LEWIN	44.858	12	73	LEWIN	1:46.894	1:47.534	0.640
13	85	KITE	1:01.707	5	YOUNG	45.063	13	50	ROBSON	1:47.055	1:47.467	0.412
14	73	LEWIN	1:02.036	77	HAZELGROVE	45.098	14	77	HAZELGROVE	1:47.571	1:48.007	0.436
15	83	SKEELS-PIGGINS	1:02.199	50	ROBSON	45.543	15	83	SKEELS-PIGGINS	1:47.755	1:47.764	0.009
16	77	HAZELGROVE	1:02.473	83	SKEELS-PIGGINS	45.556	16	85	KITE	1:47.847	1:48.030	0.183
17	5	YOUNG	1:02.905	0	STANLEY	46.010	17	5	YOUNG	1:47.968	1:47.968	0.000
18	167	DEVALL	1:03.715	85	KITE	46.140	18	0	STANLEY	1:49.968	1:50.114	0.146
19	143	DAVIE	1:03.839	37	WOODS	46.496	19	37	WOODS	1:50.647	1:50.965	0.318
20	0	STANLEY	1:03.958	143	DAVIE	46.876	20	143	DAVIE	1:50.715	1:50.808	0.093
21	37	WOODS	1:04.151	28	HODGSON	47.009	21	28	HODGSON	1:51.321	1:51.321	0.000
22	28	HODGSON	1:04.312	167	DEVALL	47.683	22	167	DEVALL	1:51.398	1:51.904	0.506
23	95	ROGERS	1:05.561	24	RAYNER	48.246	23	95	ROGERS	1:54.066	1:54.066	0.000
24	24	RAYNER	1:06.417	95	ROGERS	48.505	24	24	RAYNER	1:54.663	1:54.932	0.269
25	33	LAWRENCE	1:08.083	33	LAWRENCE	49.332	25	33	LAWRENCE	1:57.415	1:57.435	0.020
26	58	ELLIS	1:09.641	80	TOWLER	49.531	26	80	TOWLER	1:59.396	2:00.524	1.128
27	80	TOWLER	1:09.865	58	ELLIS	49.772	27	58	ELLIS	1:59.413	1:59.758	0.345
28	126	LECHAUVE	1:11.372	126	LECHAUVE	51.443	28	126	LECHAUVE	2:02.815	2:02.837	0.022

Weather / Track : Bright / Dry

Cadwell Park
Circuit Length = 2.1800 miles
Start: 15:36 Flag 15:47 End: 15:49

Results can be found at www.tsl-timing.com

Printed - 15:51 Saturday, 04 August 2018

BMCRC - MRO Championships 2018 - Rnd 7 @ Cadwell Park

BMCRC Thunderbike Sport

RACE 16 - GRID (6 Laps)

ROW 11	31	43 Daniel BARFORD		32	333 Andrew HOUGHTON		33		
ROW 10			28	181 Robert FRANKLIN		29	289 Philip HORNE	30	55 Richard LAMBOURNE
ROW 9	25	58 Steven ELLIS 1:59.758		26	80 Graham TOWLER 2:00.524		27	126 Damien LECHAUVE 2:02.837	
ROW 8			22	95 Christopher ROGERS 1:54.066		23	24 Stuart RAYNER 1:54.932	24	33 Mark LAWRENCE 1:57.435
ROW 7	19	37 Ricky WOODS 1:50.965		20	28 Kurt HODGSON 1:51.321		21	167 Mike DEVALL 1:51.904	
ROW 6			16	85 Andrew KITE 1:48.030		17	0 Luke STANLEY 1:50.114	18	143 Robert DAVIE 1:50.808
ROW 5	13	73 Vincent LEWIN 1:47.534		14	5 William YOUNG 1:47.968		15	77 Mark HAZELGROVE 1:48.007	
ROW 4			10	17 Charlie DOWNES SNR 1:44.646		11	92 Duncan GROVE 1:45.658	12	50 Paul ROBSON 1:47.467
ROW 3	7	19 Kevin LILLEY 1:42.767		8	666 Shane BEASLEY 1:43.931		9	104 Alex ROBINSON 1:43.944	
ROW 2			4	47 Thomas WATSON 1:41.829		5	90 Edward WATSON 1:41.997	6	84 Ricardo BRANCO 1:42.714
ROW 1	1	198 Steven TOPPING 1:40.767		2	4 Jake POVAH 1:40.855		3	81 Malvern MAY 1:41.310	

Pole

Cadwell Park
Circuit Length = 2.1800 miles

These results are provisional until the conclusion of any judicial and technical matters.

Clerk Of Course :		Timekeeper :

Results can be found at www.tsl-timing.com

Printed - 15:53 Saturday, 04 August 2018

BMCRC - MRO Championships 2018 - Rnd 7 @ Cadwell Park

BMCRC Thunderbike Sport

RACE 16 - CLASSIFICATION

POS	NO	CL	PIC	NAME	ENTRY	LAPS	TIME	GAP	DIFF	MPH	BEST	ON
1	198		1	Steven TOPPING	Yamaha -	6	10:09.124			77.30	1:39.752	3
2	84		2	Ricardo BRANCO	Suzuki - IMP Racing	6	10:17.569	8.445	8.445	76.24	1:41.973	2
3	4		3	Jake POVAH	Suzuki - www.78plate.com	6	10:17.748	8.624	0.179	76.22	1:41.842	2
4	81		4	Malvern MAY	Ducati -	6	10:18.037	8.913	0.289	76.19	1:41.204	5
5	47		5	Thomas WATSON	Yamaha - Motorsportdays.com TEA Time Racing	6	10:18.280	9.156	0.243	76.16	1:41.507	3
6	90		6	Edward WATSON	Yamaha - Motorsportdays.com TEA Time Racing	6	10:18.892	9.768	0.612	76.08	1:40.789	5
7	19		7	Kevin LILLEY	Suzuki - Vanson Leathers	6	10:32.150	23.026	13.258	74.48	1:43.454	5
8	666	R	1	Shane BEASLEY	Kawasaki -	6	10:44.295	35.171	12.145	73.08	1:45.228	6
9	73		8	Vincent LEWIN	Suzuki - vinitwinracing.co.uk	6	10:46.550	37.426	2.255	72.83	1:46.107	5
10	50		9	Paul ROBSON	Suzuki - RBProperty services & Environment Lightin	6	10:56.895	47.771	10.345	71.68	1:47.306	6
11	5	R	2	William YOUNG	Yamaha - RoyBoy's Racing , RPH Carpentry Ltd	6	10:57.416	48.292	0.521	71.62	1:47.128	6
12	85		10	Andrew KITE	Ducati - Red Rebel Racing	6	10:57.868	48.744	0.452	71.57	1:47.371	4
13	55		11	Richard LAMBOURNE	Kawasaki - D and A Lambourne	6	10:59.423	50.299	1.555	71.40	1:46.600	5
14	92		12	Duncan GROVE	Yamaha -	6	11:00.171	51.047	0.748	71.32	1:45.465	4
15	0	R	3	Luke STANLEY	Suzuki - MOREMOTO	6	11:00.567	51.443	0.396	71.28	1:48.265	5
16	28		13	Kurt HODGSON	Honda - some local fools	6	11:11.514	1:02.390	10.947	70.12	1:49.924	6
17	37	R	4	Ricky WOODS	Suzuki - RW Racing	6	11:16.192	1:07.068	4.678	69.63	1:49.545	2
18	95		14	Christopher ROGERS	Honda - CB Racing	6	11:16.804	1:07.680	0.612	69.57	1:48.726	5
19	167 *		15	Mike DEVALL	Honda -	6	11:19.784	1:10.660	2.980	69.26	1:51.101	3
20	333		16	Andrew HOUGHTON	Honda -	6	11:23.279	1:14.155	3.495	68.91	1:47.654	6
21	289	R	5	Philip HORNE	Suzuki -	6	11:24.694	1:15.570	1.415	68.77	1:50.061	6
22	24		17	Stuart RAYNER	Suzuki -	6	11:50.820	1:41.696	26.126	66.24	1:55.884	2
23	33	R	6	Mark LAWRENCE	Honda - Sarky racing	6	11:56.966	1:47.842	6.146	65.67	1:56.940	4
24	80		18	Graham TOWLER	Suzuki - DW Racing	5	10:13.682	1 Lap	1 Lap	63.94	1:58.373	5
25	126	R	7	Damien LECHAUVE	KTM -	5	10:35.358	1 Lap	21.676	61.76	2:04.543	2
					NOT CLASSIFIED							
DNF	77			Mark HAZELGROVE	Suzuki -	5	9:35.810	1 Lap		68.14	1:49.862	4
DNF	58	R		Steven ELLIS	Yamaha -	0						
DQ	104	R		Alex ROBINSON	Honda - Boa	0						

FASTEST LAP

198		Steven TOPPING	Yamaha -	3	1:39.752	78.67 mph	126.61 kph
666	R	Shane BEASLEY	Kawasaki -	6	1:45.228	74.58 mph	120.02 kph

*** No. 167 - Please charge transponder - low battery**
No. 104 - Disqualified for failing post race technical inspection
Class - 92.5% of Race Speed = 71.50 mph
Class R - 92.5% of Race Speed = 67.59 mph

Cadwell Park
Circuit Length = 2.1800 miles
Start: 17:55 Flag 18:05 End: 18:07

Weather / Track : Bright / Dry
These results are provisional until the conclusion of any judicial and technical matters.

Clerk Of Course :		Timekeeper :

Results can be found at www.tsl-timing.com

Printed - 18:31 Saturday, 04 August 2018

BMCRC - MRO Championships 2018 - Rnd 7 @ Cadwell Park

BMCRC Thunderbike Sport

RACE 16 - LAP CHART

LAP 1 @ 17:57:20.495

NO	BEHIND	LAP TIME
198		1:45.424
84	1.528	1:46.952
81	2.396	1:47.820
4	2.576	1:48.000
47	3.368	1:48.792
90	3.918	1:49.342
666	6.639	1:52.063
104	7.156	1:52.580
19	7.403	1:52.827
73	7.935	1:53.359
0	10.038	1:55.462
50	10.717	1:56.141
5	11.219	1:56.643
85	12.100	1:57.524
77	13.323	1:58.747
28	13.962	1:59.386
167	15.629	2:01.053
37	15.852	2:01.276
55	16.167	2:01.591
92	17.204	2:02.628
95	17.948	2:03.372
289	18.497	2:03.921
24	20.054	2:05.478
33	21.964	2:07.388
333	22.118	2:07.542
80	27.990	2:13.414
126	29.663	2:15.087

LAP 2 @ 17:59:01.209

NO	BEHIND	LAP TIME
198		1:40.714
84	2.787	1:41.973
81	3.518	1:41.836
4	3.704	1:41.842
47	4.927	1:42.273
90	5.781	1:42.577
104	10.674	1:44.232
19	11.148	1:44.459
666	12.481	1:46.556
73	14.419	1:47.198
50	18.662	1:48.659
0	19.245	1:49.921
5	19.438	1:48.933
85	19.956	1:48.570
28	24.226	1:50.978
37	24.683	1:49.545
55	25.102	1:49.649
167	27.121	1:52.206
92	27.223	1:50.733
95	28.040	1:50.806
289	30.098	1:52.315
24	35.224	1:55.884
333	36.107	1:54.703
77	37.619	2:05.010
33	39.876	1:58.626
80	48.637	2:01.361
126	53.492	2:04.543

LAP 3 @ 18:00:40.961

NO	BEHIND	LAP TIME
198		1:39.752
84	5.215	1:42.180
4	5.955	1:42.003
81	6.166	1:42.400
47	6.682	1:41.507
90	7.929	1:41.900
104	14.951	1:44.029
19	15.753	1:44.357
666	19.196	1:46.467
73	21.473	1:46.806
50	27.987	1:49.077
85	28.678	1:48.474
0	28.704	1:49.211
5	29.140	1:49.454
55	32.974	1:47.624
92	35.396	1:47.925
28	35.617	1:51.143
37	37.128	1:52.197
167	38.470	1:51.101
95	39.436	1:51.148
289	43.297	1:52.951
333	47.877	1:51.522
77	48.556	1:50.689
24	52.869	1:57.397
33	58.195	1:58.071
80	1:09.932	2:01.047
126	1:19.446	2:05.706

LAP 4 @ 18:02:21.168

NO	BEHIND	LAP TIME
198		1:40.207
84	7.425	1:42.417
4	7.613	1:41.865
47	8.244	1:41.769
81	8.847	1:42.888
90	10.022	1:42.300
104	17.407	1:42.663
19	19.023	1:43.477
666	25.080	1:46.091
73	27.651	1:46.385
50	35.362	1:47.582
85	35.842	1:47.371
5	36.135	1:47.202
0	37.836	1:49.339
55	39.872	1:47.105
92	40.654	1:45.465
28	45.568	1:50.158
37	47.424	1:50.503
167	50.013	1:51.750
95	50.677	1:51.448
289	56.204	1:53.114
333	58.183	1:50.513
77	58.211	1:49.862
24	1:10.706	1:58.044
33	1:14.928	1:56.940
80	1:29.212	1:59.487

LAP 5 @ 18:04:02.386

NO	BEHIND	LAP TIME
198		1:41.218
126	1 Lap	2:05.418
84	8.235	1:42.028
4	8.264	1:41.869
47	8.611	1:41.585
81	8.833	1:41.204
90	9.593	1:40.789
104	19.650	1:43.461
19	21.259	1:43.454
666	31.752	1:47.890
73	32.540	1:46.107
50	42.274	1:48.130
85	42.718	1:48.094
5	42.973	1:48.056
0	44.883	1:48.265
55	45.254	1:46.600
92	45.456	1:46.020
28	54.275	1:49.925
37	57.623	1:51.417
95	58.185	1:48.726
167	1:00.153	1:51.358
289	1:07.318	1:52.332
333	1:08.310	1:51.345
77	1:08.495	1:51.502
24	1:26.987	1:57.499
33	1:30.803	1:57.093

LAP 6 @ 18:05:44.195

NO	BEHIND	LAP TIME
198		1:41.809
80	1 Lap	1:58.373
84	8.445	1:42.019
4	8.624	1:42.169
81	8.913	1:41.889
47	9.156	1:42.354
90	9.768	1:41.984
104	21.052	1:43.211
19	23.026	1:43.576
126	1 Lap	2:04.604
666	35.171	1:45.228
73	37.426	1:46.695
50	47.771	1:47.306
5	48.292	1:47.128
85	48.744	1:47.835
55	50.299	1:46.854
92	51.047	1:47.400
0	51.443	1:48.369
28	1:02.390	1:49.924
37	1:07.068	1:51.254
95	1:07.680	1:51.304
167	1:10.660	1:52.316
333	1:14.155	1:47.654
289	1:15.570	1:50.061
24	1:41.696	1:56.518
33	1:47.842	1:58.848

Weather / Track : Bright / Dry

Cadwell Park
Circuit Length = 2.1800 miles
Start: 17:55 Flag 18:05 End: 18:07

Results can be found at www.tsl-timing.com

Printed - 18:08 Saturday, 04 August 2018

BMCRC - MRO Championships 2018 - Rnd 7 @ Cadwell Park

BMCRC Thunderbike Sport

RACE 16 - SECTOR ANALYSIS

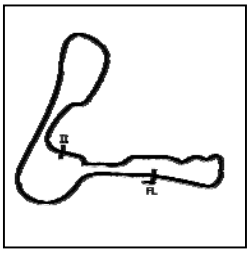

SECTOR 1 = FL to I1, SECTOR 2 = I1 to FL, DIFF = Difference To Personal Best Lap, P = Crossed Finish Line in Pit Lane, D = Time Disallowed

P1 198 Steven TOPPING Yamaha -

IDEAL LAP TIME : 1:39.752 BEST LAP TIME : 1:39.752 DIFFERENCE : 0.000

LAP	SECTOR 1	SECTOR 2	LAP TIME	MPH	DIFF	TIME OF DAY
1 -		42.407	1:45.424	74.44	5.672	17:57:20.495
2 -	58.523	42.191	1:40.714 (3)	77.92	0.962	17:59:01.209
3 -	***57.811***	***41.941***	***1:39.752 (1)***	***78.67***		***18:00:40.961***
4 -	57.869	42.338	1:40.207 (2)	78.31	0.455	18:02:21.168
5 -	58.233	42.985	1:41.218	77.53	1.466	18:04:02.386
6 -	58.673	43.136	1:41.809	77.08	2.057	18:05:44.195

P2 84 Ricardo BRANCO Suzuki - IMP Racing

IDEAL LAP TIME : 1:41.244 BEST LAP TIME : 1:41.973 DIFFERENCE : 0.729

LAP	SECTOR 1	SECTOR 2	LAP TIME	MPH	DIFF	TIME OF DAY
1 -		***42.616***	1:46.952	73.37	4.979	17:57:22.023
2 -	58.850	43.123	***1:41.973 (1)***	***76.96***		***17:59:03.996***
3 -	58.791	43.389	1:42.180	76.80	0.207	18:00:46.176
4 -	59.005	43.412	1:42.417	76.62	0.444	18:02:28.593
5 -	58.862	43.166	1:42.028 (3)	76.92	0.055	18:04:10.621
6 -	***58.628***	43.391	1:42.019 (2)	76.92	0.046	18:05:52.640

P3 4 Jake POVAH Suzuki - www.78plate.com

IDEAL LAP TIME : 1:40.844 BEST LAP TIME : 1:41.842 DIFFERENCE : 0.998

LAP	SECTOR 1	SECTOR 2	LAP TIME	MPH	DIFF	TIME OF DAY
1 -		43.176	1:48.000	72.66	6.158	17:57:23.071
2 -	59.454	***42.388***	***1:41.842 (1)***	***77.06***		***17:59:04.913***
3 -	59.092	42.911	1:42.003	76.93	0.161	18:00:46.916
4 -	***58.456***	43.409	1:41.865 (2)	77.04	0.023	18:02:28.781
5 -	58.994	42.875	1:41.869 (3)	77.04	0.027	18:04:10.650
6 -	58.827	43.342	1:42.169	76.81	0.327	18:05:52.819

P4 81 Malvern MAY Ducati -

IDEAL LAP TIME : 1:41.204 BEST LAP TIME : 1:41.204 DIFFERENCE : 0.000

LAP	SECTOR 1	SECTOR 2	LAP TIME	MPH	DIFF	TIME OF DAY
1 -		43.128	1:47.820	72.78	6.616	17:57:22.891
2 -	59.452	42.384	1:41.836 (2)	77.06	0.632	17:59:04.727
3 -	58.991	43.409	1:42.400	76.64	1.196	18:00:47.127
4 -	59.925	42.963	1:42.888	76.27	1.684	18:02:30.015
5 -	***58.828***	***42.376***	***1:41.204 (1)***	***77.54***		***18:04:11.219***
6 -	59.160	42.729	1:41.889 (3)	77.02	0.685	18:05:53.108

P5 47 Thomas WATSON Yamaha - Motorsportdays.com TEA Time Racing

IDEAL LAP TIME : 1:41.410 BEST LAP TIME : 1:41.507 DIFFERENCE : 0.097

LAP	SECTOR 1	SECTOR 2	LAP TIME	MPH	DIFF	TIME OF DAY
1 -		43.450	1:48.792	72.13	7.285	17:57:23.863
2 -	59.479	42.794	1:42.273	76.73	0.766	17:59:06.136
3 -	58.858	***42.649***	***1:41.507 (1)***	***77.31***		***18:00:47.643***
4 -	59.103	42.666	1:41.769 (3)	77.11	0.262	18:02:29.412
5 -	***58.761***	42.824	1:41.585 (2)	77.25	0.078	18:04:10.997
6 -	59.463	42.891	1:42.354	76.67	0.847	18:05:53.351

P6 90 Edward WATSON Yamaha - Motorsportdays.com TEA Time Racing

IDEAL LAP TIME : 1:40.789 BEST LAP TIME : 1:40.789 DIFFERENCE : 0.000

LAP	SECTOR 1	SECTOR 2	LAP TIME	MPH	DIFF	TIME OF DAY
1 -		43.562	1:49.342	71.77	8.553	17:57:24.413
2 -	59.567	43.010	1:42.577	76.50	1.788	17:59:06.990
3 -	58.719	43.181	1:41.900 (2)	77.01	1.111	18:00:48.890
4 -	58.696	43.604	1:42.300	76.71	1.511	18:02:31.190
5 -	***58.075***	***42.714***	***1:40.789 (1)***	***77.86***		***18:04:11.979***

Weather / Track : Bright / Dry

Cadwell Park
Circuit Length = 2.1800 miles
Start: 17:55 Flag 18:05 End: 18:07

BMCRC - MRO Championships 2018 - Rnd 7 @ Cadwell Park

BMCRC Thunderbike Sport

RACE 16 - SECTOR ANALYSIS

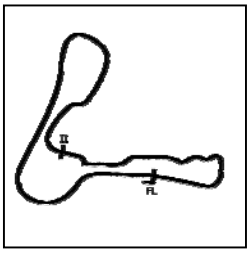

SECTOR 1 = FL to I1, SECTOR 2 = I1 to FL, DIFF = Difference To Personal Best Lap, P = Crossed Finish Line in Pit Lane, D = Time Disallowed

6 -	58.874	43.110	1:41.984	**(3)**	76.95	1.195	18:05:53.963

P7 104 R Alex ROBINSON Honda - Boa

IDEAL LAP TIME : 1:42.227 BEST LAP TIME : 1:42.663 DIFFERENCE : 0.436

LAP	SECTOR 1	SECTOR 2	LAP TIME		MPH	DIFF	TIME OF DAY
1 -		45.436	1:52.580		69.71	9.917	17:57:27.651
2 -	59.939	44.293	1:44.232		75.29	1.569	17:59:11.883
3 -	1:00.631	43.398	1:44.029		75.44	1.366	18:00:55.912
4 -	59.868	***42.795***	***1:42.663***	**(1)**	***76.44***		***18:02:38.575***
5 -	59.891	43.570	1:43.461	**(3)**	75.85	0.798	18:04:22.036
6 -	***59.432***	43.779	1:43.211	**(2)**	76.03	0.548	18:06:05.247

P8 19 Kevin LILLEY Suzuki - Vanson Leathers

IDEAL LAP TIME : 1:43.252 BEST LAP TIME : 1:43.454 DIFFERENCE : 0.202

LAP	SECTOR 1	SECTOR 2	LAP TIME		MPH	DIFF	TIME OF DAY
1 -		45.973	1:52.827		69.55	9.373	17:57:27.898
2 -	1:01.123	43.336	1:44.459		75.13	1.005	17:59:12.357
3 -	1:00.969	43.388	1:44.357		75.20	0.903	18:00:56.714
4 -	***59.934***	43.543	1:43.477	**(2)**	75.84	0.023	18:02:40.191
5 -	1:00.136	***43.318***	***1:43.454***	**(1)**	***75.86***		***18:04:23.645***
6 -	1:00.012	43.564	1:43.576	**(3)**	75.77	0.122	18:06:07.221

P9 666 R Shane BEASLEY Kawasaki -

IDEAL LAP TIME : 1:45.157 BEST LAP TIME : 1:45.228 DIFFERENCE : 0.071

LAP	SECTOR 1	SECTOR 2	LAP TIME		MPH	DIFF	TIME OF DAY
1 -		45.429	1:52.063		70.03	6.835	17:57:27.134
2 -	1:01.812	44.744	1:46.556		73.65	1.328	17:59:13.690
3 -	1:01.623	44.844	1:46.467	**(3)**	73.71	1.239	18:01:00.157
4 -	***1:01.385***	44.706	1:46.091	**(2)**	73.97	0.863	18:02:46.248
5 -	1:03.535	44.355	1:47.890		72.74	2.662	18:04:34.138
6 -	1:01.456	***43.772***	***1:45.228***	**(1)**	***74.58***		***18:06:19.366***

P10 73 Vincent LEWIN Suzuki - vinitwinracing.co.uk

IDEAL LAP TIME : 1:45.755 BEST LAP TIME : 1:46.107 DIFFERENCE : 0.352

LAP	SECTOR 1	SECTOR 2	LAP TIME		MPH	DIFF	TIME OF DAY
1 -		45.248	1:53.359		69.23	7.252	17:57:28.430
2 -	1:01.988	45.210	1:47.198		73.21	1.091	17:59:15.628
3 -	1:01.728	45.078	1:46.806		73.47	0.699	18:01:02.434
4 -	1:01.743	44.642	1:46.385	**(2)**	73.77	0.278	18:02:48.819
5 -	1:01.850	***44.257***	***1:46.107***	**(1)**	***73.96***		***18:04:34.926***
6 -	***1:01.498***	45.197	1:46.695	**(3)**	73.55	0.588	18:06:21.621

P11 50 Paul ROBSON Suzuki - RBProperty services & Environment Lighting

IDEAL LAP TIME : 1:47.306 BEST LAP TIME : 1:47.306 DIFFERENCE : 0.000

LAP	SECTOR 1	SECTOR 2	LAP TIME		MPH	DIFF	TIME OF DAY
1 -		46.072	1:56.141		67.57	8.835	17:57:31.212
2 -	1:02.226	46.433	1:48.659		72.22	1.353	17:59:19.871
3 -	1:02.376	46.701	1:49.077		71.94	1.771	18:01:08.948
4 -	1:01.852	45.730	1:47.582	**(2)**	72.94	0.276	18:02:56.530
5 -	1:02.055	46.075	1:48.130	**(3)**	72.57	0.824	18:04:44.660
6 -	***1:01.813***	***45.493***	***1:47.306***	**(1)**	***73.13***		***18:06:31.966***

P12 5 R William YOUNG Yamaha - RoyBoy's Racing , RPH Carpentry Ltd

IDEAL LAP TIME : 1:46.905 BEST LAP TIME : 1:47.128 DIFFERENCE : 0.223

LAP	SECTOR 1	SECTOR 2	LAP TIME		MPH	DIFF	TIME OF DAY
1 -		46.034	1:56.643		67.28	9.515	17:57:31.714
2 -	1:02.799	46.134	1:48.933		72.04	1.805	17:59:20.647
3 -	1:03.132	46.322	1:49.454		71.70	2.326	18:01:10.101

Weather / Track : Bright / Dry

Cadwell Park
Circuit Length = 2.1800 miles
Start: 17:55 Flag 18:05 End: 18:07

BMCRC - MRO Championships 2018 - Rnd 7 @ Cadwell Park

BMCRC Thunderbike Sport

RACE 16 - SECTOR ANALYSIS

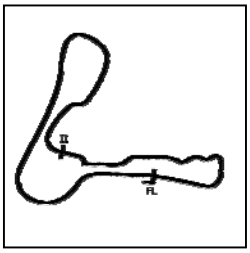

SECTOR 1 = FL to I1, SECTOR 2 = I1 to FL, DIFF = Difference To Personal Best Lap, P = Crossed Finish Line in Pit Lane, D = Time Disallowed

4 -	***1:01.832***	45.370	1:47.202	**(2)**	73.20	0.074	18:02:57.303
5 -	1:02.060	45.996	1:48.056	**(3)**	72.62	0.928	18:04:45.359
6 -	1:02.055	***45.073***	***1:47.128***	**(1)**	***73.25***		***18:06:32.487***

P13 85 Andrew KITE — Ducati - Red Rebel Racing

IDEAL LAP TIME : 1:47.371 BEST LAP TIME : 1:47.371 DIFFERENCE : 0.000

LAP	SECTOR 1	SECTOR 2	LAP TIME		MPH	DIFF	TIME OF DAY
1 -		46.332	1:57.524		66.77	10.153	17:57:32.595
2 -	1:02.605	45.965	1:48.570		72.28	1.199	17:59:21.165
3 -	1:02.186	46.288	1:48.474		72.34	1.103	18:01:09.639
4 -	***1:01.563***	***45.808***	***1:47.371***	**(1)**	***73.09***		***18:02:57.010***
5 -	1:01.942	46.152	1:48.094	**(3)**	72.60	0.723	18:04:45.104
6 -	1:01.637	46.198	1:47.835	**(2)**	72.77	0.464	18:06:32.939

P14 55 Richard LAMBOURNE — Kawasaki - D and A Lambourne

IDEAL LAP TIME : 1:46.121 BEST LAP TIME : 1:46.600 DIFFERENCE : 0.479

LAP	SECTOR 1	SECTOR 2	LAP TIME		MPH	DIFF	TIME OF DAY
1 -		46.564	2:01.591		64.54	14.991	17:57:36.662
2 -	1:03.957	45.692	1:49.649		71.57	3.049	17:59:26.311
3 -	1:03.180	***44.444***	1:47.624		72.92	1.024	18:01:13.935
4 -	1:02.254	44.851	1:47.105	**(3)**	73.27	0.505	18:03:01.040
5 -	***1:01.677***	44.923	***1:46.600***	**(1)**	***73.62***		***18:04:47.640***
6 -	1:01.971	44.883	1:46.854	**(2)**	73.44	0.254	18:06:34.494

P15 92 Duncan GROVE — Yamaha -

IDEAL LAP TIME : 1:45.465 BEST LAP TIME : 1:45.465 DIFFERENCE : 0.000

LAP	SECTOR 1	SECTOR 2	LAP TIME		MPH	DIFF	TIME OF DAY
1 -		48.066	2:02.628		63.99	17.163	17:57:37.699
2 -	1:03.826	46.907	1:50.733		70.87	5.268	17:59:28.432
3 -	1:02.724	45.201	1:47.925		72.71	2.460	18:01:16.357
4 -	***1:01.434***	***44.031***	***1:45.465***	**(1)**	***74.41***		***18:03:01.822***
5 -	1:01.693	44.327	1:46.020	**(2)**	74.02	0.555	18:04:47.842
6 -	1:02.444	44.956	1:47.400	**(3)**	73.07	1.935	18:06:35.242

P16 0 R Luke STANLEY — Suzuki - MOREMOTO

IDEAL LAP TIME : 1:47.553 BEST LAP TIME : 1:48.265 DIFFERENCE : 0.712

LAP	SECTOR 1	SECTOR 2	LAP TIME		MPH	DIFF	TIME OF DAY
1 -		45.702	1:55.462		67.97	7.197	17:57:30.533
2 -	1:03.666	46.255	1:49.921		71.39	1.656	17:59:20.454
3 -	***1:02.496***	46.715	1:49.211	**(3)**	71.86	0.946	18:01:09.665
4 -	1:03.417	45.922	1:49.339		71.77	1.074	18:02:59.004
5 -	1:02.651	45.614	***1:48.265***	**(1)**	***72.48***		***18:04:47.269***
6 -	1:03.312	***45.057***	1:48.369	**(2)**	72.41	0.104	18:06:35.638

P17 28 Kurt HODGSON — Honda - some local fools

IDEAL LAP TIME : 1:49.779 BEST LAP TIME : 1:49.924 DIFFERENCE : 0.145

LAP	SECTOR 1	SECTOR 2	LAP TIME		MPH	DIFF	TIME OF DAY
1 -		46.941	1:59.386		65.73	9.462	17:57:34.457
2 -	1:04.716	46.262	1:50.978		70.71	1.054	17:59:25.435
3 -	1:04.972	***46.171***	1:51.143		70.61	1.219	18:01:16.578
4 -	1:03.843	46.315	1:50.158	**(3)**	71.24	0.234	18:03:06.736
5 -	1:03.733	46.192	1:49.925	**(2)**	71.39	0.001	18:04:56.661
6 -	***1:03.608***	46.316	***1:49.924***	**(1)**	***71.39***		***18:06:46.585***

P18 37 R Ricky WOODS — Suzuki - RW Racing

IDEAL LAP TIME : 1:49.545 BEST LAP TIME : 1:49.545 DIFFERENCE : 0.000

LAP	SECTOR 1	SECTOR 2	LAP TIME		MPH	DIFF	TIME OF DAY
1 -		47.153	2:01.276		64.71	11.731	17:57:36.347

Weather / Track : Bright / Dry

Cadwell Park
Circuit Length = 2.1800 miles
Start: 17:55 Flag 18:05 End: 18:07

BMCRC - MRO Championships 2018 - Rnd 7 @ Cadwell Park

BMCRC Thunderbike Sport

RACE 16 - SECTOR ANALYSIS

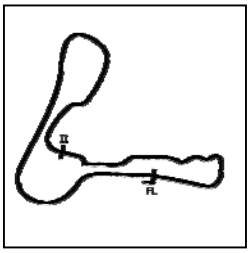

SECTOR 1 = FL to I1, SECTOR 2 = I1 to FL, DIFF = Difference To Personal Best Lap, P = Crossed Finish Line in Pit Lane, D = Time Disallowed

2 -	***1:03.552***	***45.993***	***1:49.545*** **(1)**	***71.64***		***17:59:25.892***
3 -	1:05.337	46.860	1:52.197	69.94	2.652	18:01:18.089
4 -	1:03.829	46.674	1:50.503 **(2)**	71.02	0.958	18:03:08.592
5 -	1:04.313	47.104	1:51.417	70.43	1.872	18:05:00.009
6 -	1:04.954	46.300	1:51.254 **(3)**	70.54	1.709	18:06:51.263

P19 95 Christopher ROGERS Honda - CB Racing

IDEAL LAP TIME : 1:48.726 BEST LAP TIME : 1:48.726 DIFFERENCE : 0.000

LAP	SECTOR 1	SECTOR 2	LAP TIME	MPH	DIFF	TIME OF DAY
1 -		47.155	2:03.372	63.61	14.646	17:57:38.443
2 -	1:03.363	47.443	1:50.806 **(2)**	70.82	2.080	17:59:29.249
3 -	1:03.442	47.706	1:51.148 **(3)**	70.60	2.422	18:01:20.397
4 -	1:03.494	47.954	1:51.448	70.41	2.722	18:03:11.845
5 -	***1:02.545***	***46.181***	***1:48.726*** **(1)**	***72.18***		***18:05:00.571***
6 -	1:04.735	46.569	1:51.304	70.51	2.578	18:06:51.875

P20 167 Mike DEVALL Honda -

IDEAL LAP TIME : 1:51.101 BEST LAP TIME : 1:51.101 DIFFERENCE : 0.000

LAP	SECTOR 1	SECTOR 2	LAP TIME	MPH	DIFF	TIME OF DAY
1 -		47.217	2:01.053	64.83	9.952	17:57:36.124
2 -	1:05.125	47.081	1:52.206	69.94	1.105	17:59:28.330
3 -	***1:04.077***	***47.024***	***1:51.101*** **(1)**	***70.63***		***18:01:19.431***
4 -	1:04.173	47.577	1:51.750 **(3)**	70.22	0.649	18:03:11.181
5 -	1:04.305	47.053	1:51.358 **(2)**	70.47	0.257	18:05:02.539
6 -	1:04.744	47.572	1:52.316	69.87	1.215	18:06:54.855

P21 333 Andrew HOUGHTON Honda -

IDEAL LAP TIME : 1:47.654 BEST LAP TIME : 1:47.654 DIFFERENCE : 0.000

LAP	SECTOR 1	SECTOR 2	LAP TIME	MPH	DIFF	TIME OF DAY
1 -		48.849	2:07.542	61.53	19.888	17:57:42.613
2 -	1:07.342	47.361	1:54.703	68.42	7.049	17:59:37.316
3 -	1:05.018	46.504	1:51.522	70.37	3.868	18:01:28.838
4 -	1:04.329	46.184	1:50.513 **(2)**	71.01	2.859	18:03:19.351
5 -	1:04.175	47.170	1:51.345 **(3)**	70.48	3.691	18:05:10.696
6 -	***1:02.309***	***45.345***	***1:47.654*** **(1)**	***72.90***		***18:06:58.350***

P22 289 R Philip HORNE Suzuki -

IDEAL LAP TIME : 1:50.061 BEST LAP TIME : 1:50.061 DIFFERENCE : 0.000

LAP	SECTOR 1	SECTOR 2	LAP TIME	MPH	DIFF	TIME OF DAY
1 -		48.328	2:03.921	63.33	13.860	17:57:38.992
2 -	1:06.004	46.311	1:52.315 **(2)**	69.87	2.254	17:59:31.307
3 -	1:05.207	47.744	1:52.951	69.48	2.890	18:01:24.258
4 -	1:05.619	47.495	1:53.114	69.38	3.053	18:03:17.372
5 -	1:05.645	46.687	1:52.332 **(3)**	69.86	2.271	18:05:09.704
6 -	***1:04.242***	***45.819***	***1:50.061*** **(1)**	***71.30***		***18:06:59.765***

P23 24 Stuart RAYNER Suzuki -

IDEAL LAP TIME : 1:55.884 BEST LAP TIME : 1:55.884 DIFFERENCE : 0.000

LAP	SECTOR 1	SECTOR 2	LAP TIME	MPH	DIFF	TIME OF DAY
1 -		48.736	2:05.478	62.54	9.594	17:57:40.549
2 -	***1:07.196***	***48.688***	***1:55.884*** **(1)**	***67.72***		***17:59:36.433***
3 -	1:08.030	49.367	1:57.397 **(3)**	66.85	1.513	18:01:33.830
4 -	1:09.012	49.032	1:58.044	66.48	2.160	18:03:31.874
5 -	1:08.198	49.301	1:57.499	66.79	1.615	18:05:29.373
6 -	1:07.641	48.877	1:56.518 **(2)**	67.35	0.634	18:07:25.891

Weather / Track : Bright / Dry

Cadwell Park
Circuit Length = 2.1800 miles
Start: 17:55 Flag 18:05 End: 18:07

BMCRC - MRO Championships 2018 - Rnd 7 @ Cadwell Park

BMCRC Thunderbike Sport

RACE 16 - SECTOR ANALYSIS

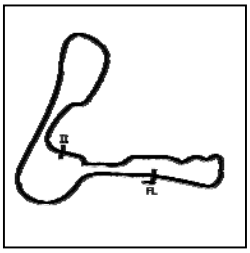

SECTOR 1 = FL to I1, SECTOR 2 = I1 to FL, DIFF = Difference To Personal Best Lap, P = Crossed Finish Line in Pit Lane, D = Time Disallowed

P24 33 R Mark LAWRENCE Honda - Sarky racing

IDEAL LAP TIME : 1:56.940 BEST LAP TIME : 1:56.940 DIFFERENCE : 0.000

LAP	SECTOR 1	SECTOR 2	LAP TIME	MPH	DIFF	TIME OF DAY
1 -		49.456	2:07.388	61.60	10.448	17:57:42.459
2 -	1:09.376	49.250	1:58.626	66.15	1.686	17:59:41.085
3 -	1:08.781	49.290	1:58.071 **(3)**	66.46	1.131	18:01:39.156
4 -	***1:08.130***	***48.810***	***1:56.940*** **(1)**	***67.11***		***18:03:36.096***
5 -	1:08.239	48.854	1:57.093 **(2)**	67.02	0.153	18:05:33.189
6 -	1:09.013	49.835	1:58.848	66.03	1.908	18:07:32.037

P25 80 Graham TOWLER Suzuki - DW Racing

IDEAL LAP TIME : 1:58.373 BEST LAP TIME : 1:58.373 DIFFERENCE : 0.000

LAP	SECTOR 1	SECTOR 2	LAP TIME	MPH	DIFF	TIME OF DAY
1 -		50.637	2:13.414	58.82	15.041	17:57:48.485
2 -	1:11.475	49.886	2:01.361	64.66	2.988	17:59:49.846
3 -	1:11.127	49.920	2:01.047 **(3)**	64.83	2.674	18:01:50.893
4 -	1:09.996	49.491	1:59.487 **(2)**	65.68	1.114	18:03:50.380
5 -	***1:09.347***	***49.026***	***1:58.373*** **(1)**	***66.29***		***18:05:48.753***

P26 126 R Damien LECHAUVE KTM -

IDEAL LAP TIME : 2:04.499 BEST LAP TIME : 2:04.543 DIFFERENCE : 0.044

LAP	SECTOR 1	SECTOR 2	LAP TIME	MPH	DIFF	TIME OF DAY
1 -		52.966	2:15.087	58.09	10.544	17:57:50.158
2 -	1:12.276	52.267	***2:04.543*** **(1)**	***63.01***		***17:59:54.701***
3 -	1:12.825	52.881	2:05.706	62.43	1.163	18:02:00.407
4 -	1:13.174	***52.244***	2:05.418 **(3)**	62.57	0.875	18:04:05.825
5 -	***1:12.255***	52.349	2:04.604 **(2)**	62.98	0.061	18:06:10.429

P27 77 Mark HAZELGROVE Suzuki -

IDEAL LAP TIME : 1:49.712 BEST LAP TIME : 1:49.862 DIFFERENCE : 0.150

LAP	SECTOR 1	SECTOR 2	LAP TIME	MPH	DIFF	TIME OF DAY
1 -		***45.694***	1:58.747	66.09	8.885	17:57:33.818
2 -	1:18.324	46.686	2:05.010	62.77	15.148	17:59:38.828
3 -	1:04.940	45.749	1:50.689 **(2)**	70.90	0.827	18:01:29.517
4 -	***1:04.018***	45.844	***1:49.862*** **(1)**	***71.43***		***18:03:19.379***
5 -	1:04.556	46.946	1:51.502 **(3)**	70.38	1.640	18:05:10.881

Weather / Track : Bright / Dry

Cadwell Park
Circuit Length = 2.1800 miles
Start: 17:55 Flag 18:05 End: 18:07

BMCRC - MRO Championships 2018 - Rnd 7 @ Cadwell Park

BMCRC Thunderbike Sport

RACE 16 - BEST SECTORS

	SECTOR 1			SECTOR 2			IDEAL / BEST COMPARISON					
POS	NO	NAME	TIME	NO	NAME	TIME	POS	NO	NAME	IDEAL	BEST	DIFF
									PERFECT LAP	1:39.752		
1	198	TOPPING	57.811	198	TOPPING	41.941	1	198	TOPPING	1:39.752	1:39.752	0.000
2	90	WATSON	58.075	81	MAY	42.376	2	90	WATSON	1:40.789	1:40.789	0.000
3	4	POVAH	58.456	4	POVAH	42.388	3	4	POVAH	1:40.844	1:41.842	0.998
4	84	BRANCO	58.628	84	BRANCO	42.616	4	81	MAY	1:41.204	1:41.204	0.000
5	47	WATSON	58.761	47	WATSON	42.649	5	84	BRANCO	1:41.244	1:41.973	0.729
6	81	MAY	58.828	90	WATSON	42.714	6	47	WATSON	1:41.410	1:41.507	0.097
7	104	ROBINSON	59.432	104	ROBINSON	42.795	7	104	ROBINSON	1:42.227	1:42.663	0.436
8	19	LILLEY	59.934	19	LILLEY	43.318	8	19	LILLEY	1:43.252	1:43.454	0.202
9	666	BEASLEY	1:01.385	666	BEASLEY	43.772	9	666	BEASLEY	1:45.157	1:45.228	0.071
10	92	GROVE	1:01.434	92	GROVE	44.031	10	92	GROVE	1:45.465	1:45.465	0.000
11	73	LEWIN	1:01.498	73	LEWIN	44.257	11	73	LEWIN	1:45.755	1:46.107	0.352
12	85	KITE	1:01.563	55	LAMBOURNE	44.444	12	55	LAMBOURNE	1:46.121	1:46.600	0.479
13	55	LAMBOURNE	1:01.677	0	STANLEY	45.057	13	5	YOUNG	1:46.905	1:47.128	0.223
14	50	ROBSON	1:01.813	5	YOUNG	45.073	14	50	ROBSON	1:47.306	1:47.306	0.000
15	5	YOUNG	1:01.832	333	HOUGHTON	45.345	15	85	KITE	1:47.371	1:47.371	0.000
16	333	HOUGHTON	1:02.309	50	ROBSON	45.493	16	0	STANLEY	1:47.553	1:48.265	0.712
17	0	STANLEY	1:02.496	77	HAZELGROVE	45.694	17	333	HOUGHTON	1:47.654	1:47.654	0.000
18	95	ROGERS	1:02.545	85	KITE	45.808	18	95	ROGERS	1:48.726	1:48.726	0.000
19	37	WOODS	1:03.552	289	HORNE	45.819	19	37	WOODS	1:49.545	1:49.545	0.000
20	28	HODGSON	1:03.608	37	WOODS	45.993	20	77	HAZELGROVE	1:49.712	1:49.862	0.150
21	77	HAZELGROVE	1:04.018	28	HODGSON	46.171	21	28	HODGSON	1:49.779	1:49.924	0.145
22	167	DEVALL	1:04.077	95	ROGERS	46.181	22	289	HORNE	1:50.061	1:50.061	0.000
23	289	HORNE	1:04.242	167	DEVALL	47.024	23	167	DEVALL	1:51.101	1:51.101	0.000
24	24	RAYNER	1:07.196	24	RAYNER	48.688	24	24	RAYNER	1:55.884	1:55.884	0.000
25	33	LAWRENCE	1:08.130	33	LAWRENCE	48.810	25	33	LAWRENCE	1:56.940	1:56.940	0.000
26	80	TOWLER	1:09.347	80	TOWLER	49.026	26	80	TOWLER	1:58.373	1:58.373	0.000
27	126	LECHAUVE	1:12.255	126	LECHAUVE	52.244	27	126	LECHAUVE	2:04.499	2:04.543	0.044
28												

Weather / Track : Bright / Dry

Cadwell Park
Circuit Length = 2.1800 miles
Start: 17:55 Flag 18:05 End: 18:07

Results can be found at www.tsl-timing.com

Printed - 18:08 Saturday, 04 August 2018

BMCRC - MRO Championships 2018 - Rnd 7 @ Cadwell Park

BMCRC Thunderbike Sport

RACE 8 - GRID - AMENDED (9 Laps)

ROW 11	31 **104** Alex ROBINSON	32 **83** Talan SKEELS-PIGGINS	33
ROW 10	28 **143** Robert DAVIE	29 **181** Robert FRANKLIN	30 **43** Daniel BARFORD
ROW 9	25 **126** Damien LECHAUVE 2:04.543	26 **58** Steven ELLIS	27 **17** Charlie DOWNES SNR
ROW 8	22 **24** Stuart RAYNER 1:55.884	23 **33** Mark LAWRENCE 1:56.940	24 **80** Graham TOWLER 1:58.373
ROW 7	19 **28** Kurt HODGSON 1:49.924	20 **289** Philip HORNE 1:50.061	21 **167** Mike DEVALL 1:51.101
ROW 6	16 **95** Christopher ROGERS 1:48.726	17 **37** Ricky WOODS 1:49.545	18 **77** Mark HAZELGROVE 1:49.862
ROW 5	13 **50** Paul ROBSON 1:47.306	14 **85** Andrew KITE 1:47.371	15 **0** Luke STANLEY 1:48.265
ROW 4	10 **73** Vincent LEWIN 1:46.107	11 **55** Richard LAMBOURNE 1:46.600	12 **5** William YOUNG 1:47.128
ROW 3	7 **19** Kevin LILLEY 1:43.454	8 **666** Shane BEASLEY 1:45.228	9 **92** Duncan GROVE 1:45.465
ROW 2	4 **47** Thomas WATSON 1:41.507	5 **4** Jake POVAH 1:41.842	6 **84** Ricardo BRANCO 1:41.973
ROW 1	1 **198** Steven TOPPING 1:39.752 **Pole**	2 **90** Edward WATSON 1:40.789	3 **81** Malvern MAY 1:41.204

Cadwell Park
Circuit Length = 2.1800 miles

These results are provisional until the conclusion of any judicial and technical matters.

Clerk Of Course :		Timekeeper :

Results can be found at www.tsl-timing.com

Printed - 08:11 Sunday, 05 August 2018

BMCRC - MRO Championships 2018 - Rnd 7 @ Cadwell Park

BMCRC Thunderbike Sport

RACE 8 - CLASSIFICATION

POS	NO	CL	PIC	NAME	ENTRY	LAPS	TIME	GAP	DIFF	MPH	BEST	ON
1	198		1	Steven TOPPING	Yamaha -	9	15:13.085			77.35	1:40.170	5
2	90		2	Edward WATSON	Yamaha - Motorsportdays.com TEA Time Racing	9	15:23.750	10.665	10.665	76.46	1:40.372	4
3	47		3	Thomas WATSON	Yamaha - Motorsportdays.com TEA Time Racing	9	15:32.822	19.737	9.072	75.71	1:41.184	6
4	81		4	Malvern MAY	Ducati -	9	15:34.864	21.779	2.042	75.55	1:41.471	6
5	84		5	Ricardo BRANCO	Suzuki - IMP Racing	9	15:36.966	23.881	2.102	75.38	1:41.601	8
6	19		6	Kevin LILLEY	Suzuki - Vanson Leathers	9	15:39.737	26.652	2.771	75.16	1:42.810	2
7	104	R	1	Alex ROBINSON	Honda - Boa	9	15:50.261	37.176	10.524	74.32	1:42.373	9
8	666	R	2	Shane BEASLEY	Kawasaki -	9	15:51.538	38.453	1.277	74.22	1:43.293	9
9	92		7	Duncan GROVE	Yamaha -	9	16:04.155	51.070	12.617	73.25	1:44.944	5
10	73		8	Vincent LEWIN	Suzuki - vinitwinracing.co.uk	9	16:06.327	53.242	2.172	73.09	1:45.648	6
11	55		9	Richard LAMBOURNE	Kawasaki - D and A Lambourne	9	16:07.030	53.945	0.703	73.04	1:45.941	5
12	50		10	Paul ROBSON	Suzuki - RBProperty services & Environment Lightin	9	16:14.691	1:01.606	7.661	72.46	1:46.321	6
13	5	R	3	William YOUNG	Yamaha - RoyBoy's Racing , RPH Carpentry Ltd	9	16:14.854	1:01.769	0.163	72.45	1:46.430	9
14	83		11	Talan SKEELS-PIGGINS	Honda - Talan Racing	9	16:20.652	1:07.567	5.798	72.02	1:45.964	9
15	0	R	4	Luke STANLEY	Suzuki - MOREMOTO	9	16:20.714	1:07.629	0.062	72.02	1:47.339	3
16	85		12	Andrew KITE	Ducati - Red Rebel Racing	9	16:32.058	1:18.973	11.344	71.19	1:47.286	8
17	181	R	5	Robert FRANKLIN	Suzuki - RCF GARDENS	9	16:33.808	1:20.723	1.750	71.07	1:47.336	8
18	77		13	Mark HAZELGROVE	Suzuki -	9	16:49.389	1:36.304	15.581	69.97	1:48.651	7
19	37	R	6	Ricky WOODS	Suzuki - RW Racing	9	17:01.378	1:48.293	11.989	69.15	1:51.147	5
20	167		14	Mike DEVALL	Honda -	9	17:04.260	1:51.175	2.882	68.95	1:51.394	5
21	24		15	Stuart RAYNER	Suzuki -	8	15:31.854	1 Lap	1 Lap	67.37	1:54.149	2
22	33	R	7	Mark LAWRENCE	Honda - Sarky racing	8	15:40.848	1 Lap	8.994	66.73	1:54.486	7
23	58	R	8	Steven ELLIS	Yamaha -	8	16:08.983	1 Lap	28.135	64.79	1:57.647	8
24	80		16	Graham TOWLER	Suzuki - DW Racing	8	16:09.851	1 Lap	0.868	64.73	1:57.232	8
25	126	R	9	Damien LECHAUVE	KTM -	8	16:34.169	1 Lap	24.318	63.15	2:01.122	3
					NOT CLASSIFIED							
DNF	28			Kurt HODGSON	Honda - some local fools	4	7:34.431	5 Laps	4 Laps	69.08	1:49.759	4

FASTEST LAP

198		Steven TOPPING	Yamaha -	5	1:40.170	78.34 mph	126.08 kph
104	R	Alex ROBINSON	Honda - Boa	9	1:42.373	76.66 mph	123.37 kph

Class - 92.5% of Race Speed = 71.54 mph
Class R - 92.5% of Race Speed = 68.74 mph

Cadwell Park
Circuit Length = 2.1800 miles
Start: 12:42 Flag 12:57 End: 12:59

Weather / Track : Bright / Dry
These results are provisional until the conclusion of any judicial and technical matters.

Clerk Of Course :		Timekeeper :

Results can be found at www.tsl-timing.com

Printed - 12:59 Sunday, 05 August 2018

BMCRC - MRO Championships 2018 - Rnd 7 @ Cadwell Park

BMCRC Thunderbike Sport

RACE 8 - LAP CHART

LAP 1 @ 12:44:07.109

NO	BEHIND	LAP TIME
198		1:45.548
90	2.510	1:48.058
19	4.044	1:49.592
666	5.423	1:50.971
55	6.267	1:51.815
47	6.830	1:52.378
81	7.337	1:52.885
73	8.627	1:54.175
92	9.551	1:55.099
5	10.236	1:55.784
0	11.227	1:56.775
50	11.864	1:57.412
104	12.369	1:57.917
84	12.664	1:58.212
37	12.970	1:58.518
28	14.289	1:59.837
167	15.944	2:01.492
181	16.693	2:02.241
83	17.021	2:02.569
85	17.164	2:02.712
77	17.917	2:03.465
24	19.226	2:04.774
33	23.788	2:09.336
58	25.415	2:10.963
126	25.471	2:11.019
80	26.836	2:12.384

LAP 2 @ 12:45:47.976

NO	BEHIND	LAP TIME
198		1:40.867
90	2.931	1:41.288
19	5.987	1:42.810
47	10.064	1:44.101
666	10.266	1:45.710
81	10.918	1:44.448
55	12.956	1:47.556
73	14.130	1:46.370
84	14.263	1:42.466
92	15.640	1:46.956
5	16.977	1:47.608
104	17.035	1:45.533
0	18.559	1:48.199
50	19.643	1:48.646
37	23.689	1:51.586
28	24.233	1:50.811
181	24.460	1:48.634
83	26.662	1:50.508
167	27.228	1:52.151
85	27.484	1:51.187
77	28.106	1:51.056
24	32.508	1:54.149
33	40.783	1:57.862
58	46.316	2:01.768
126	46.375	2:01.771
80	47.595	2:01.626

LAP 3 @ 12:47:29.045

NO	BEHIND	LAP TIME
198		1:41.069
90	2.648	1:40.786
19	8.305	1:43.387
47	10.860	1:41.865
81	12.465	1:42.616
666	13.141	1:43.944
84	15.063	1:41.869
55	18.525	1:46.638
73	19.355	1:46.294
104	20.161	1:44.195
92	20.653	1:46.082
5	23.937	1:48.029
0	24.829	1:47.339
50	25.890	1:47.316
83	34.678	1:49.085
37	36.415	1:53.795
181	36.583	1:53.192
28	37.188	1:54.024
85	37.215	1:50.800
77	37.815	1:50.778
167	39.936	1:53.777
24	47.900	1:56.461
33	56.791	1:57.077
58	1:04.649	1:59.402
126	1:06.428	2:01.122
80	1:06.882	2:00.356

LAP 4 @ 12:49:09.532

NO	BEHIND	LAP TIME
198		1:40.487
90	2.533	1:40.372
19	12.274	1:44.456
47	12.286	1:41.913
81	13.921	1:41.943
666	17.626	1:44.972
84	17.911	1:43.335
104	23.989	1:44.315
55	25.155	1:47.117
73	25.992	1:47.124
92	27.094	1:46.928
5	31.266	1:47.816
0	32.385	1:48.043
50	32.957	1:47.554
83	41.065	1:46.874
181	45.220	1:49.124
85	45.897	1:49.169
28	46.460	1:49.759
37	49.183	1:53.255
77	49.730	1:52.402
167	51.197	1:51.748
24	1:03.642	1:56.229
33	1:12.549	1:56.245
58	1:23.195	1:59.033
80	1:26.513	2:00.118
126	1:28.708	2:02.767

LAP 5 @ 12:50:49.702

NO	BEHIND	LAP TIME
198		1:40.170
90	3.763	1:41.400
47	14.105	1:41.989
19	14.976	1:42.872
81	15.476	1:41.725
84	20.574	1:42.833
666	22.154	1:44.698
104	27.939	1:44.120
55	30.926	1:45.941
73	31.621	1:45.799
92	31.868	1:44.944
5	38.023	1:46.927
50	39.279	1:46.492
0	40.228	1:48.013
83	47.534	1:46.639
85	53.555	1:47.828
181	54.174	1:49.124
37	1:00.160	1:51.147
77	1:00.961	1:51.401
167	1:02.421	1:51.394
24	1:19.197	1:55.725
33	1:27.918	1:55.539

LAP 6 @ 12:52:31.424

NO	BEHIND	LAP TIME
198		1:41.722
58	1 Lap	1:59.521
90	4.547	1:42.506
80	1 Lap	2:00.057
126	1 Lap	2:02.855
47	13.567	1:41.184
81	15.225	1:41.471
19	18.205	1:44.951
84	20.574	1:41.722
666	24.285	1:43.853
104	29.109	1:42.892
73	35.547	1:45.648
55	35.749	1:46.545
92	37.298	1:47.152
5	43.584	1:47.283
50	43.878	1:46.321
0	46.366	1:47.860
83	52.487	1:46.675
85	59.587	1:47.754
181	1:00.912	1:48.460
37	1:10.636	1:52.198
77	1:11.193	1:51.954
167	1:12.910	1:52.211
24	1:32.783	1:55.308

LAP 7 @ 12:54:12.475

NO	BEHIND	LAP TIME
198		1:41.051
33	1 Lap	1:55.319
90	6.037	1:42.541
47	16.059	1:43.543
81	17.988	1:43.814
58	1 Lap	2:00.706
19	21.044	1:43.890
84	22.825	1:43.302
80	1 Lap	2:00.186
666	31.351	1:48.117
104	31.739	1:43.681
126	1 Lap	2:03.998
73	40.447	1:45.951
92	41.348	1:45.101
55	42.115	1:47.417
50	49.802	1:46.975
5	50.400	1:47.867
0	53.114	1:47.799
83	57.658	1:46.222
85	1:06.275	1:47.739
181	1:07.618	1:47.757
77	1:18.793	1:48.651
167	1:24.559	1:52.700
37	1:24.628	1:55.043

LAP 8 @ 12:55:53.168

NO	BEHIND	LAP TIME
198		1:40.693
24	1 Lap	1:54.888
90	7.927	1:42.583
33	1 Lap	1:54.486
47	18.078	1:42.712
81	20.518	1:43.223
84	23.733	1:41.601
19	24.609	1:44.258
104	36.281	1:45.235
666	36.638	1:45.980
58	1 Lap	1:59.943
80	1 Lap	1:57.892
73	46.273	1:46.519
92	46.860	1:46.205
55	47.918	1:46.496
50	56.087	1:46.978
5	56.817	1:47.110
126	1 Lap	2:05.015
0	1:00.576	1:48.155
83	1:03.081	1:46.116
85	1:12.868	1:47.286
181	1:14.261	1:47.336
77	1:27.791	1:49.691
37	1:37.884	1:53.949
167	1:37.970	1:54.104

LAP 9 @ 12:57:34.646

NO	BEHIND	LAP TIME
198		1:41.478
90	10.665	1:44.216
24	1 Lap	1:54.320
47	19.737	1:43.137
81	21.779	1:42.739
84	23.881	1:41.626
19	26.652	1:43.521
33	1 Lap	1:54.984
104	37.176	1:42.373
666	38.453	1:43.293
92	51.070	1:45.688
73	53.242	1:48.447
55	53.945	1:47.505
58	1 Lap	1:57.647
80	1 Lap	1:57.232
50	1:01.606	1:46.997
5	1:01.769	1:46.430
83	1:07.567	1:45.964
0	1:07.629	1:48.531
85	1:18.973	1:47.583
181	1:20.723	1:47.940
126	1 Lap	2:05.622
77	1:36.304	1:49.991
37	1:48.293	1:51.887
167	1:51.175	1:54.683

Weather / Track : Bright / Dry

Cadwell Park
Circuit Length = 2.1800 miles
Start: 12:42 Flag 12:57 End: 12:59

Results can be found at www.tsl-timing.com

Printed - 13:00 Sunday, 05 August 2018

BMCRC - MRO Championships 2018 - Rnd 7 @ Cadwell Park

BMCRC Thunderbike Sport

RACE 8 - SECTOR ANALYSIS

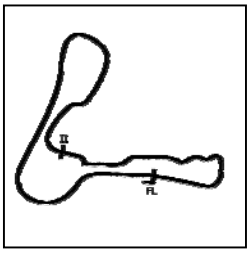

SECTOR 1 = FL to I1, SECTOR 2 = I1 to FL, DIFF = Difference To Personal Best Lap, P = Crossed Finish Line in Pit Lane, D = Time Disallowed

P1 198 Steven TOPPING Yamaha -

IDEAL LAP TIME : 1:39.974 BEST LAP TIME : 1:40.170 DIFFERENCE : 0.196

LAP	SECTOR 1	SECTOR 2	LAP TIME	MPH	DIFF	TIME OF DAY
1 -		42.461	1:45.548	74.35	5.378	12:44:07.109
2 -	58.377	42.490	1:40.867	77.80	0.697	12:45:47.976
3 -	58.200	42.869	1:41.069	77.65	0.899	12:47:29.045
4 -	58.349	***42.138***	1:40.487 **(2)**	78.10	0.317	12:49:09.532
5 -	***57.836***	42.334	***1:40.170*** **(1)**	***78.34***		***12:50:49.702***
6 -	58.356	43.366	1:41.722	77.15	1.552	12:52:31.424
7 -	58.202	42.849	1:41.051	77.66	0.881	12:54:12.475
8 -	58.512	42.181	1:40.693 **(3)**	77.94	0.523	12:55:53.168
9 -	58.409	43.069	1:41.478	77.33	1.308	12:57:34.646

P2 90 Edward WATSON Yamaha - Motorsportdays.com TEA Time Racing

IDEAL LAP TIME : 1:40.334 BEST LAP TIME : 1:40.372 DIFFERENCE : 0.038

LAP	SECTOR 1	SECTOR 2	LAP TIME	MPH	DIFF	TIME OF DAY
1 -		43.525	1:48.058	72.62	7.686	12:44:09.619
2 -	57.999	43.289	1:41.288 **(3)**	77.48	0.916	12:45:50.907
3 -	***57.838***	42.948	1:40.786 **(2)**	77.86	0.414	12:47:31.693
4 -	57.876	***42.496***	***1:40.372*** **(1)**	***78.18***		***12:49:12.065***
5 -	58.308	43.092	1:41.400	77.39	1.028	12:50:53.465
6 -	58.419	44.087	1:42.506	76.56	2.134	12:52:35.971
7 -	59.001	43.540	1:42.541	76.53	2.169	12:54:18.512
8 -	59.336	43.247	1:42.583	76.50	2.211	12:56:01.095
9 -	59.986	44.230	1:44.216	75.30	3.844	12:57:45.311

P3 47 Thomas WATSON Yamaha - Motorsportdays.com TEA Time Racing

IDEAL LAP TIME : 1:41.184 BEST LAP TIME : 1:41.184 DIFFERENCE : 0.000

LAP	SECTOR 1	SECTOR 2	LAP TIME	MPH	DIFF	TIME OF DAY
1 -		44.709	1:52.378	69.83	11.194	12:44:13.939
2 -	1:00.042	44.059	1:44.101	75.38	2.917	12:45:58.040
3 -	58.802	43.063	1:41.865 **(2)**	77.04	0.681	12:47:39.905
4 -	58.588	43.325	1:41.913 **(3)**	77.00	0.729	12:49:21.818
5 -	58.739	43.250	1:41.989	76.95	0.805	12:51:03.807
6 -	***58.488***	***42.696***	***1:41.184*** **(1)**	***77.56***		***12:52:44.991***
7 -	59.991	43.552	1:43.543	75.79	2.359	12:54:28.534
8 -	59.473	43.239	1:42.712	76.40	1.528	12:56:11.246
9 -	59.446	43.691	1:43.137	76.09	1.953	12:57:54.383

P4 81 Malvern MAY Ducati -

IDEAL LAP TIME : 1:41.471 BEST LAP TIME : 1:41.471 DIFFERENCE : 0.000

LAP	SECTOR 1	SECTOR 2	LAP TIME	MPH	DIFF	TIME OF DAY
1 -		44.267	1:52.885	69.52	11.414	12:44:14.446
2 -	59.839	44.609	1:44.448	75.13	2.977	12:45:58.894
3 -	59.507	43.109	1:42.616	76.47	1.145	12:47:41.510
4 -	59.223	42.720	1:41.943 **(3)**	76.98	0.472	12:49:23.453
5 -	59.064	42.661	1:41.725 **(2)**	77.14	0.254	12:51:05.178
6 -	***59.023***	***42.448***	***1:41.471*** **(1)**	***77.34***		***12:52:46.649***
7 -	59.907	43.907	1:43.814	75.59	2.343	12:54:30.463
8 -	1:00.228	42.995	1:43.223	76.03	1.752	12:56:13.686
9 -	59.569	43.170	1:42.739	76.38	1.268	12:57:56.425

P5 84 Ricardo BRANCO Suzuki - IMP Racing

IDEAL LAP TIME : 1:41.141 BEST LAP TIME : 1:41.601 DIFFERENCE : 0.460

LAP	SECTOR 1	SECTOR 2	LAP TIME	MPH	DIFF	TIME OF DAY
1 -		46.209	1:58.212	66.38	16.611	12:44:19.773
2 -	58.994	43.472	1:42.466	76.59	0.865	12:46:02.239
3 -	***58.521***	43.348	1:41.869	77.04	0.268	12:47:44.108
4 -	59.240	44.095	1:43.335	75.94	1.734	12:49:27.443

Weather / Track : Bright / Dry

Cadwell Park
Circuit Length = 2.1800 miles
Start: 12:42 Flag 12:57 End: 12:59

BMCRC - MRO Championships 2018 - Rnd 7 @ Cadwell Park

BMCRC Thunderbike Sport

RACE 8 - SECTOR ANALYSIS

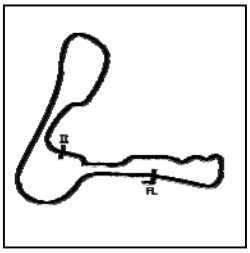

SECTOR 1 = FL to I1, SECTOR 2 = I1 to FL, DIFF = Difference To Personal Best Lap, P = Crossed Finish Line in Pit Lane, D = Time Disallowed

5 -	59.696	43.137	1:42.833		76.31	1.232	12:51:10.276
6 -	58.552	43.170	1:41.722	(3)	77.15	0.121	12:52:51.998
7 -	59.497	43.805	1:43.302		75.97	1.701	12:54:35.300
8 -	58.981	***42.620***	***1:41.601***	**(1)**	***77.24***		***12:56:16.901***
9 -	58.721	42.905	1:41.626	(2)	77.22	0.025	12:57:58.527

P6 19 Kevin LILLEY Suzuki - Vanson Leathers

IDEAL LAP TIME : 1:42.722 BEST LAP TIME : 1:42.810 DIFFERENCE : 0.088

LAP	SECTOR 1	SECTOR 2	LAP TIME		MPH	DIFF	TIME OF DAY
1 -		43.405	1:49.592		71.61	6.782	12:44:11.153
2 -	59.679	***43.131***	***1:42.810***	**(1)**	***76.33***		***12:45:53.963***
3 -	59.747	43.640	1:43.387	(3)	75.90	0.577	12:47:37.350
4 -	1:00.605	43.851	1:44.456		75.13	1.646	12:49:21.806
5 -	***59.591***	43.281	1:42.872	(2)	76.28	0.062	12:51:04.678
6 -	1:01.442	43.509	1:44.951		74.77	2.141	12:52:49.629
7 -	59.803	44.087	1:43.890		75.54	1.080	12:54:33.519
8 -	1:00.371	43.887	1:44.258		75.27	1.448	12:56:17.777
9 -	59.670	43.851	1:43.521		75.81	0.711	12:58:01.298

P7 104 R Alex ROBINSON Honda - Boa

IDEAL LAP TIME : 1:42.373 BEST LAP TIME : 1:42.373 DIFFERENCE : 0.000

LAP	SECTOR 1	SECTOR 2	LAP TIME		MPH	DIFF	TIME OF DAY
1 -		46.000	1:57.917		66.55	15.544	12:44:19.478
2 -	1:01.999	43.534	1:45.533		74.36	3.160	12:46:05.011
3 -	1:00.180	44.015	1:44.195		75.32	1.822	12:47:49.206
4 -	1:00.726	43.589	1:44.315		75.23	1.942	12:49:33.521
5 -	59.997	44.123	1:44.120		75.37	1.747	12:51:17.641
6 -	1:00.005	42.887	1:42.892	(2)	76.27	0.519	12:53:00.533
7 -	1:00.157	43.524	1:43.681	(3)	75.69	1.308	12:54:44.214
8 -	1:00.612	44.623	1:45.235		74.57	2.862	12:56:29.449
9 -	***59.560***	***42.813***	***1:42.373***	**(1)**	***76.66***		***12:58:11.822***

P8 666 R Shane BEASLEY Kawasaki -

IDEAL LAP TIME : 1:43.293 BEST LAP TIME : 1:43.293 DIFFERENCE : 0.000

LAP	SECTOR 1	SECTOR 2	LAP TIME		MPH	DIFF	TIME OF DAY
1 -		45.025	1:50.971		70.72	7.678	12:44:12.532
2 -	1:01.260	44.450	1:45.710		74.24	2.417	12:45:58.242
3 -	59.755	44.189	1:43.944	(3)	75.50	0.651	12:47:42.186
4 -	1:00.608	44.364	1:44.972		74.76	1.679	12:49:27.158
5 -	1:00.740	43.958	1:44.698		74.95	1.405	12:51:11.856
6 -	1:00.108	43.745	1:43.853	(2)	75.56	0.560	12:52:55.709
7 -	1:01.575	46.542	1:48.117		72.58	4.824	12:54:43.826
8 -	1:00.774	45.206	1:45.980		74.05	2.687	12:56:29.806
9 -	***59.566***	***43.727***	***1:43.293***	**(1)**	***75.97***		***12:58:13.099***

P9 92 Duncan GROVE Yamaha -

IDEAL LAP TIME : 1:44.748 BEST LAP TIME : 1:44.944 DIFFERENCE : 0.196

LAP	SECTOR 1	SECTOR 2	LAP TIME		MPH	DIFF	TIME OF DAY
1 -		45.310	1:55.099		68.18	10.155	12:44:16.660
2 -	1:01.456	45.500	1:46.956		73.37	2.012	12:46:03.616
3 -	1:01.091	44.991	1:46.082		73.98	1.138	12:47:49.698
4 -	1:02.288	44.640	1:46.928		73.39	1.984	12:49:36.626
5 -	***1:00.603***	44.341	***1:44.944***	**(1)**	***74.78***		***12:51:21.570***
6 -	1:01.804	45.348	1:47.152		73.24	2.208	12:53:08.722
7 -	1:00.807	44.294	1:45.101	(2)	74.67	0.157	12:54:53.823
8 -	1:01.194	45.011	1:46.205		73.89	1.261	12:56:40.028
9 -	1:01.543	***44.145***	1:45.688	(3)	74.25	0.744	12:58:25.716

Weather / Track : Bright / Dry

Cadwell Park
Circuit Length = 2.1800 miles
Start: 12:42 Flag 12:57 End: 12:59

BMCRC - MRO Championships 2018 - Rnd 7 @ Cadwell Park

BMCRC Thunderbike Sport

RACE 8 - SECTOR ANALYSIS

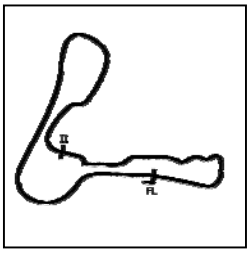

SECTOR 1 = FL to I1, SECTOR 2 = I1 to FL, DIFF = Difference To Personal Best Lap, P = Crossed Finish Line in Pit Lane, D = Time Disallowed

P10 73 Vincent LEWIN Suzuki - vinitwinracing.co.uk

IDEAL LAP TIME : 1:45.453 BEST LAP TIME : 1:45.648 DIFFERENCE : 0.195

LAP	SECTOR 1	SECTOR 2	LAP TIME	MPH	DIFF	TIME OF DAY
1 -		44.990	1:54.175	68.73	8.527	12:44:15.736
2 -	1:01.315	45.055	1:46.370	73.78	0.722	12:46:02.106
3 -	1:01.363	44.931	1:46.294	73.83	0.646	12:47:48.400
4 -	1:02.511	44.613	1:47.124	73.26	1.476	12:49:35.524
5 -	***1:00.938***	44.861	1:45.799 **(2)**	74.17	0.151	12:51:21.323
6 -	1:01.133	***44.515***	***1:45.648*** **(1)**	***74.28***		***12:53:06.971***
7 -	1:01.312	44.639	1:45.951 **(3)**	74.07	0.303	12:54:52.922
8 -	1:01.708	44.811	1:46.519	73.67	0.871	12:56:39.441
9 -	1:02.967	45.480	1:48.447	72.36	2.799	12:58:27.888

P11 55 Richard LAMBOURNE Kawasaki - D and A Lambourne

IDEAL LAP TIME : 1:45.654 BEST LAP TIME : 1:45.941 DIFFERENCE : 0.287

LAP	SECTOR 1	SECTOR 2	LAP TIME	MPH	DIFF	TIME OF DAY
1 -		***44.274***	1:51.815	70.18	5.874	12:44:13.376
2 -	1:02.766	44.790	1:47.556	72.96	1.615	12:46:00.932
3 -	1:02.332	44.306	1:46.638	73.59	0.697	12:47:47.570
4 -	1:02.442	44.675	1:47.117	73.26	1.176	12:49:34.687
5 -	***1:01.380***	44.561	***1:45.941*** **(1)**	***74.07***		***12:51:20.628***
6 -	1:01.818	44.727	1:46.545 **(3)**	73.65	0.604	12:53:07.173
7 -	1:02.392	45.025	1:47.417	73.06	1.476	12:54:54.590
8 -	1:01.718	44.778	1:46.496 **(2)**	73.69	0.555	12:56:41.086
9 -	1:01.579	45.926	1:47.505	73.00	1.564	12:58:28.591

P12 50 Paul ROBSON Suzuki - RBProperty services & Environment Lighting

IDEAL LAP TIME : 1:45.454 BEST LAP TIME : 1:46.321 DIFFERENCE : 0.867

LAP	SECTOR 1	SECTOR 2	LAP TIME	MPH	DIFF	TIME OF DAY
1 -		45.760	1:57.412	66.84	11.091	12:44:18.973
2 -	1:02.852	45.794	1:48.646	72.23	2.325	12:46:07.619
3 -	1:01.509	45.807	1:47.316	73.13	0.995	12:47:54.935
4 -	1:02.249	45.305	1:47.554	72.96	1.233	12:49:42.489
5 -	1:01.568	44.924	1:46.492 **(2)**	73.69	0.171	12:51:28.981
6 -	1:01.374	44.947	***1:46.321*** **(1)**	***73.81***		***12:53:15.302***
7 -	1:02.157	***44.818***	1:46.975 **(3)**	73.36	0.654	12:55:02.277
8 -	1:01.277	45.701	1:46.978	73.36	0.657	12:56:49.255
9 -	***1:00.636***	46.361	1:46.997	73.34	0.676	12:58:36.252

P13 5 R William YOUNG Yamaha - RoyBoy's Racing , RPH Carpentry Ltd

IDEAL LAP TIME : 1:46.020 BEST LAP TIME : 1:46.430 DIFFERENCE : 0.410

LAP	SECTOR 1	SECTOR 2	LAP TIME	MPH	DIFF	TIME OF DAY
1 -		45.590	1:55.784	67.78	9.354	12:44:17.345
2 -	1:02.517	45.091	1:47.608	72.93	1.178	12:46:04.953
3 -	1:02.478	45.551	1:48.029	72.64	1.599	12:47:52.982
4 -	1:02.650	45.166	1:47.816	72.79	1.386	12:49:40.798
5 -	1:02.359	***44.568***	1:46.927 **(2)**	73.39	0.497	12:51:27.725
6 -	1:02.257	45.026	1:47.283	73.15	0.853	12:53:15.008
7 -	1:03.071	44.796	1:47.867	72.75	1.437	12:55:02.875
8 -	1:01.586	45.524	1:47.110 **(3)**	73.27	0.680	12:56:49.985
9 -	***1:01.452***	44.978	***1:46.430*** **(1)**	***73.73***		***12:58:36.415***

P14 83 Talan SKEELS-PIGGINS Honda - Talan Racing

IDEAL LAP TIME : 1:45.769 BEST LAP TIME : 1:45.964 DIFFERENCE : 0.195

LAP	SECTOR 1	SECTOR 2	LAP TIME	MPH	DIFF	TIME OF DAY
1 -		47.239	2:02.569	64.02	16.605	12:44:24.130
2 -	1:03.924	46.584	1:50.508	71.01	4.544	12:46:14.638
3 -	1:03.144	45.941	1:49.085	71.94	3.121	12:48:03.723
4 -	1:01.813	45.061	1:46.874	73.43	0.910	12:49:50.597

Weather / Track : Bright / Dry

Cadwell Park
Circuit Length = 2.1800 miles
Start: 12:42 Flag 12:57 End: 12:59

BMCRC - MRO Championships 2018 - Rnd 7 @ Cadwell Park

BMCRC Thunderbike Sport

RACE 8 - SECTOR ANALYSIS

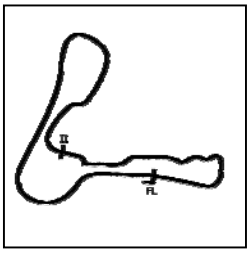

SECTOR 1 = FL to I1, SECTOR 2 = I1 to FL, DIFF = Difference To Personal Best Lap, P = Crossed Finish Line in Pit Lane, D = Time Disallowed

5 -	1:01.555	45.084	1:46.639		73.59	0.675	12:51:37.236
6 -	1:01.443	45.232	1:46.675		73.56	0.711	12:53:23.911
7 -	1:01.461	***44.761***	1:46.222	**(3)**	73.88	0.258	12:55:10.133
8 -	1:01.353	44.763	1:46.116	**(2)**	73.95	0.152	12:56:56.249
9 -	***1:01.008***	44.956	***1:45.964***	**(1)**	***74.06***		***12:58:42.213***

P15 0 R Luke STANLEY Suzuki - MOREMOTO

IDEAL LAP TIME : 1:47.339 BEST LAP TIME : 1:47.339 DIFFERENCE : 0.000

LAP	SECTOR 1	SECTOR 2	LAP TIME		MPH	DIFF	TIME OF DAY
1 -		45.721	1:56.775		67.20	9.436	12:44:18.336
2 -	1:03.103	45.096	1:48.199		72.53	0.860	12:46:06.535
3 -	***1:02.314***	***45.025***	***1:47.339***	**(1)**	***73.11***		***12:47:53.874***
4 -	1:02.951	45.092	1:48.043		72.63	0.704	12:49:41.917
5 -	1:02.793	45.220	1:48.013		72.65	0.674	12:51:29.930
6 -	1:02.381	45.479	1:47.860	**(3)**	72.76	0.521	12:53:17.790
7 -	1:02.616	45.183	1:47.799	**(2)**	72.80	0.460	12:55:05.589
8 -	1:02.771	45.384	1:48.155		72.56	0.816	12:56:53.744
9 -	1:02.755	45.776	1:48.531		72.31	1.192	12:58:42.275

P16 85 Andrew KITE Ducati - Red Rebel Racing

IDEAL LAP TIME : 1:46.786 BEST LAP TIME : 1:47.286 DIFFERENCE : 0.500

LAP	SECTOR 1	SECTOR 2	LAP TIME		MPH	DIFF	TIME OF DAY
1 -		47.195	2:02.712		63.95	15.426	12:44:24.273
2 -	1:03.579	47.608	1:51.187		70.58	3.901	12:46:15.460
3 -	1:03.768	47.032	1:50.800		70.83	3.514	12:48:06.260
4 -	1:03.083	46.086	1:49.169		71.88	1.883	12:49:55.429
5 -	1:01.838	45.990	1:47.828		72.78	0.542	12:51:43.257
6 -	1:01.802	45.952	1:47.754		72.83	0.468	12:53:31.011
7 -	1:02.094	***45.645***	1:47.739	**(3)**	72.84	0.453	12:55:18.750
8 -	1:01.512	45.774	***1:47.286***	**(1)**	***73.15***		***12:57:06.036***
9 -	***1:01.141***	46.442	1:47.583	**(2)**	72.94	0.297	12:58:53.619

P17 181 R Robert FRANKLIN Suzuki - RCF GARDENS

IDEAL LAP TIME : 1:47.118 BEST LAP TIME : 1:47.336 DIFFERENCE : 0.218

LAP	SECTOR 1	SECTOR 2	LAP TIME		MPH	DIFF	TIME OF DAY
1 -		47.186	2:02.241		64.20	14.905	12:44:23.802
2 -	1:03.327	45.307	1:48.634		72.24	1.298	12:46:12.436
3 -	1:05.865	47.327	1:53.192		69.33	5.856	12:48:05.628
4 -	1:03.316	45.808	1:49.124		71.91	1.788	12:49:54.752
5 -	1:03.613	45.511	1:49.124		71.91	1.788	12:51:43.876
6 -	1:03.554	44.906	1:48.460		72.35	1.124	12:53:32.336
7 -	1:03.050	***44.707***	1:47.757	**(2)**	72.83	0.421	12:55:20.093
8 -	***1:02.411***	44.925	***1:47.336***	**(1)**	***73.11***		***12:57:07.429***
9 -	1:03.039	44.901	1:47.940	**(3)**	72.70	0.604	12:58:55.369

P18 77 Mark HAZELGROVE Suzuki -

IDEAL LAP TIME : 1:48.510 BEST LAP TIME : 1:48.651 DIFFERENCE : 0.141

LAP	SECTOR 1	SECTOR 2	LAP TIME		MPH	DIFF	TIME OF DAY
1 -		47.802	2:03.465		63.56	14.814	12:44:25.026
2 -	1:03.838	47.218	1:51.056		70.66	2.405	12:46:16.082
3 -	1:05.012	45.766	1:50.778		70.84	2.127	12:48:06.860
4 -	1:05.037	47.365	1:52.402		69.82	3.751	12:49:59.262
5 -	1:04.627	46.774	1:51.401		70.44	2.750	12:51:50.663
6 -	1:04.955	46.999	1:51.954		70.10	3.303	12:53:42.617
7 -	1:03.932	***44.719***	***1:48.651***	**(1)**	***72.23***		***12:55:31.268***
8 -	***1:03.791***	45.900	1:49.691	**(2)**	71.54	1.040	12:57:20.959
9 -	1:04.338	45.653	1:49.991	**(3)**	71.35	1.340	12:59:10.950

Weather / Track : Bright / Dry

Cadwell Park
Circuit Length = 2.1800 miles
Start: 12:42 Flag 12:57 End: 12:59

BMCRC - MRO Championships 2018 - Rnd 7 @ Cadwell Park

BMCRC Thunderbike Sport

RACE 8 - SECTOR ANALYSIS

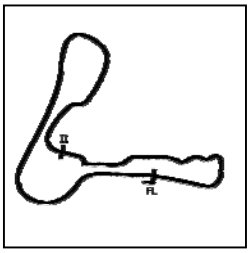

SECTOR 1 = FL to I1, SECTOR 2 = I1 to FL, DIFF = Difference To Personal Best Lap, P = Crossed Finish Line in Pit Lane, D = Time Disallowed

P19 37 R Ricky WOODS Suzuki - RW Racing

IDEAL LAP TIME : 1:50.742 BEST LAP TIME : 1:51.147 DIFFERENCE : 0.405

LAP	SECTOR 1	SECTOR 2	LAP TIME	MPH	DIFF	TIME OF DAY
1 -		47.045	1:58.518	66.21	7.371	12:44:20.079
2 -	***1:04.428***	47.158	1:51.586 **(2)**	70.33	0.439	12:46:11.665
3 -	1:06.465	47.330	1:53.795	68.96	2.648	12:48:05.460
4 -	1:06.133	47.122	1:53.255	69.29	2.108	12:49:58.715
5 -	1:04.833	***46.314***	***1:51.147*** **(1)**	***70.60***		***12:51:49.862***
6 -	1:05.559	46.639	1:52.198	69.94	1.051	12:53:42.060
7 -	1:06.142	48.901	1:55.043	68.21	3.896	12:55:37.103
8 -	1:05.416	48.533	1:53.949	68.87	2.802	12:57:31.052
9 -	1:05.278	46.609	1:51.887 **(3)**	70.14	0.740	12:59:22.939

P20 167 Mike DEVALL Honda -

IDEAL LAP TIME : 1:51.394 BEST LAP TIME : 1:51.394 DIFFERENCE : 0.000

LAP	SECTOR 1	SECTOR 2	LAP TIME	MPH	DIFF	TIME OF DAY
1 -		47.208	2:01.492	64.59	10.098	12:44:23.053
2 -	1:04.445	47.706	1:52.151 **(3)**	69.97	0.757	12:46:15.204
3 -	1:05.790	47.987	1:53.777	68.97	2.383	12:48:08.981
4 -	1:04.546	47.202	1:51.748 **(2)**	70.23	0.354	12:50:00.729
5 -	***1:04.220***	***47.174***	***1:51.394*** **(1)**	***70.45***		***12:51:52.123***
6 -	1:04.688	47.523	1:52.211	69.94	0.817	12:53:44.334
7 -	1:04.692	48.008	1:52.700	69.63	1.306	12:55:37.034
8 -	1:05.075	49.029	1:54.104	68.77	2.710	12:57:31.138
9 -	1:05.895	48.788	1:54.683	68.43	3.289	12:59:25.821

P21 24 Stuart RAYNER Suzuki -

IDEAL LAP TIME : 1:53.544 BEST LAP TIME : 1:54.149 DIFFERENCE : 0.605

LAP	SECTOR 1	SECTOR 2	LAP TIME	MPH	DIFF	TIME OF DAY
1 -		48.814	2:04.774	62.89	10.625	12:44:26.335
2 -	***1:05.569***	48.580	***1:54.149*** **(1)**	***68.75***		***12:46:20.484***
3 -	1:07.067	49.394	1:56.461	67.38	2.312	12:48:16.945
4 -	1:07.514	48.715	1:56.229	67.52	2.080	12:50:13.174
5 -	1:07.046	48.679	1:55.725	67.81	1.576	12:52:08.899
6 -	1:06.786	48.522	1:55.308	68.06	1.159	12:54:04.207
7 -	1:06.900	47.988	1:54.888 **(3)**	68.31	0.739	12:55:59.095
8 -	1:06.345	***47.975***	1:54.320 **(2)**	68.64	0.171	12:57:53.415

P22 33 R Mark LAWRENCE Honda - Sarky racing

IDEAL LAP TIME : 1:54.231 BEST LAP TIME : 1:54.486 DIFFERENCE : 0.255

LAP	SECTOR 1	SECTOR 2	LAP TIME	MPH	DIFF	TIME OF DAY
1 -		49.683	2:09.336	60.67	14.850	12:44:30.897
2 -	1:08.404	49.458	1:57.862	66.58	3.376	12:46:28.759
3 -	1:08.395	48.682	1:57.077	67.03	2.591	12:48:25.836
4 -	1:07.414	48.831	1:56.245	67.51	1.759	12:50:22.081
5 -	1:07.710	***47.829***	1:55.539	67.92	1.053	12:52:17.620
6 -	1:07.366	47.953	1:55.319 **(3)**	68.05	0.833	12:54:12.939
7 -	***1:06.402***	48.084	***1:54.486*** **(1)**	***68.55***		***12:56:07.425***
8 -	1:06.784	48.200	1:54.984 **(2)**	68.25	0.498	12:58:02.409

P23 58 R Steven ELLIS Yamaha -

IDEAL LAP TIME : 1:57.647 BEST LAP TIME : 1:57.647 DIFFERENCE : 0.000

LAP	SECTOR 1	SECTOR 2	LAP TIME	MPH	DIFF	TIME OF DAY
1 -		50.291	2:10.963	59.92	13.316	12:44:32.524
2 -	1:11.054	50.714	2:01.768	64.45	4.121	12:46:34.292
3 -	1:09.325	50.077	1:59.402 **(3)**	65.72	1.755	12:48:33.694
4 -	1:09.709	49.324	1:59.033 **(2)**	65.93	1.386	12:50:32.727
5 -	1:09.519	50.002	1:59.521	65.66	1.874	12:52:32.248
6 -	1:11.070	49.636	2:00.706	65.01	3.059	12:54:32.954

Cadwell Park
Circuit Length = 2.1800 miles
Start: 12:42 Flag 12:57 End: 12:59

Weather / Track : Bright / Dry

BMCRC - MRO Championships 2018 - Rnd 7 @ Cadwell Park

BMCRC Thunderbike Sport

RACE 8 - SECTOR ANALYSIS

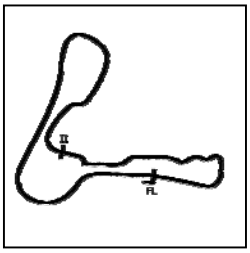

SECTOR 1 = FL to I1, SECTOR 2 = I1 to FL, DIFF = Difference To Personal Best Lap, P = Crossed Finish Line in Pit Lane, D = Time Disallowed

7 -	1:10.369	49.574	1:59.943	65.43	2.296	12:56:32.897
8 -	***1:08.638***	***49.009***	***1:57.647 (1)***	***66.70***		***12:58:30.544***

P24 80 Graham TOWLER Suzuki - DW Racing

IDEAL LAP TIME : 1:56.647 BEST LAP TIME : 1:57.232 DIFFERENCE : 0.585

LAP	SECTOR 1	SECTOR 2	LAP TIME	MPH	DIFF	TIME OF DAY
1 -		50.639	2:12.384	59.28	15.152	12:44:33.945
2 -	1:11.671	49.955	2:01.626	64.52	4.394	12:46:35.571
3 -	1:10.339	50.017	2:00.356	65.20	3.124	12:48:35.927
4 -	1:10.653	49.465	2:00.118	65.33	2.886	12:50:36.045
5 -	1:10.345	49.712	2:00.057 (3)	65.36	2.825	12:52:36.102
6 -	1:10.420	49.766	2:00.186	65.29	2.954	12:54:36.288
7 -	1:09.404	***48.488***	1:57.892 (2)	66.56	0.660	12:56:34.180
8 -	***1:08.159***	49.073	***1:57.232 (1)***	***66.94***		***12:58:31.412***

P25 126 R Damien LECHAUVE KTM -

IDEAL LAP TIME : 2:00.583 BEST LAP TIME : 2:01.122 DIFFERENCE : 0.539

LAP	SECTOR 1	SECTOR 2	LAP TIME	MPH	DIFF	TIME OF DAY
1 -		***50.568***	2:11.019	59.89	9.897	12:44:32.580
2 -	1:10.758	51.013	2:01.771 (2)	64.44	0.649	12:46:34.351
3 -	***1:10.015***	51.107	***2:01.122 (1)***	***64.79***		***12:48:35.473***
4 -	1:11.564	51.203	2:02.767 (3)	63.92	1.645	12:50:38.240
5 -	1:11.328	51.527	2:02.855	63.88	1.733	12:52:41.095
6 -	1:11.878	52.120	2:03.998	63.29	2.876	12:54:45.093
7 -	1:12.204	52.811	2:05.015	62.77	3.893	12:56:50.108
8 -	1:12.156	53.466	2:05.622	62.47	4.500	12:58:55.730

P26 28 Kurt HODGSON Honda - some local fools

IDEAL LAP TIME : 1:48.740 BEST LAP TIME : 1:49.759 DIFFERENCE : 1.019

LAP	SECTOR 1	SECTOR 2	LAP TIME	MPH	DIFF	TIME OF DAY
1 -		46.365	1:59.837	65.48	10.078	12:44:21.398
2 -	1:03.503	47.308	1:50.811 (2)	70.82	1.052	12:46:12.209
3 -	1:06.509	47.515	1:54.024 (3)	68.82	4.265	12:48:06.233
4 -	1:03.841	***45.918***	***1:49.759 (1)***	***71.50***		***12:49:55.992***

Weather / Track : Bright / Dry

Cadwell Park
Circuit Length = 2.1800 miles
Start: 12:42 Flag 12:57 End: 12:59

BMCRC - MRO Championships 2018 - Rnd 7 @ Cadwell Park

BMCRC Thunderbike Sport

RACE 8 - BEST SECTORS

SECTOR 1				SECTOR 2			IDEAL / BEST COMPARISON					
POS	NO	NAME	TIME	NO	NAME	TIME	POS	NO	NAME	IDEAL	BEST	DIFF
									PERFECT LAP	1:39.974		
1	198	TOPPING	57.836	198	TOPPING	42.138	1	198	TOPPING	1:39.974	1:40.170	0.196
2	90	WATSON	57.838	81	MAY	42.448	2	90	WATSON	1:40.334	1:40.372	0.038
3	47	WATSON	58.488	90	WATSON	42.496	3	84	BRANCO	1:41.141	1:41.601	0.460
4	84	BRANCO	58.521	84	BRANCO	42.620	4	47	WATSON	1:41.184	1:41.184	0.000
5	81	MAY	59.023	47	WATSON	42.696	5	81	MAY	1:41.471	1:41.471	0.000
6	104	ROBINSON	59.560	104	ROBINSON	42.813	6	104	ROBINSON	1:42.373	1:42.373	0.000
7	666	BEASLEY	59.566	19	LILLEY	43.131	7	19	LILLEY	1:42.722	1:42.810	0.088
8	19	LILLEY	59.591	666	BEASLEY	43.727	8	666	BEASLEY	1:43.293	1:43.293	0.000
9	92	GROVE	1:00.603	92	GROVE	44.145	9	92	GROVE	1:44.748	1:44.944	0.196
10	50	ROBSON	1:00.636	55	LAMBOURNE	44.274	10	73	LEWIN	1:45.453	1:45.648	0.195
11	73	LEWIN	1:00.938	73	LEWIN	44.515	11	50	ROBSON	1:45.454	1:46.321	0.867
12	83	SKEELS-PIGGINS	1:01.008	5	YOUNG	44.568	12	55	LAMBOURNE	1:45.654	1:45.941	0.287
13	85	KITE	1:01.141	181	FRANKLIN	44.707	13	83	SKEELS-PIGGINS	1:45.769	1:45.964	0.195
14	55	LAMBOURNE	1:01.380	77	HAZELGROVE	44.719	14	5	YOUNG	1:46.020	1:46.430	0.410
15	5	YOUNG	1:01.452	83	SKEELS-PIGGINS	44.761	15	85	KITE	1:46.786	1:47.286	0.500
16	0	STANLEY	1:02.314	50	ROBSON	44.818	16	181	FRANKLIN	1:47.118	1:47.336	0.218
17	181	FRANKLIN	1:02.411	0	STANLEY	45.025	17	0	STANLEY	1:47.339	1:47.339	0.000
18	28	HODGSON	1:02.822	85	KITE	45.645	18	77	HAZELGROVE	1:48.510	1:48.651	0.141
19	77	HAZELGROVE	1:03.791	28	HODGSON	45.918	19	28	HODGSON	1:48.740	1:49.759	1.019
20	167	DEVALL	1:04.220	37	WOODS	46.314	20	37	WOODS	1:50.742	1:51.147	0.405
21	37	WOODS	1:04.428	167	DEVALL	47.174	21	167	DEVALL	1:51.394	1:51.394	0.000
22	24	RAYNER	1:05.569	33	LAWRENCE	47.829	22	24	RAYNER	1:53.544	1:54.149	0.605
23	33	LAWRENCE	1:06.402	24	RAYNER	47.975	23	33	LAWRENCE	1:54.231	1:54.486	0.255
24	80	TOWLER	1:08.159	80	TOWLER	48.488	24	80	TOWLER	1:56.647	1:57.232	0.585
25	58	ELLIS	1:08.638	58	ELLIS	49.009	25	58	ELLIS	1:57.647	1:57.647	0.000
26	126	LECHAUVE	1:10.015	126	LECHAUVE	50.568	26	126	LECHAUVE	2:00.583	2:01.122	0.539

Weather / Track : Bright / Dry

Cadwell Park
Circuit Length = 2.1800 miles
Start: 12:42 Flag 12:57 End: 12:59

Results can be found at www.tsl-timing.com

Printed - 13:00 Sunday, 05 August 2018

BMCRC - MRO Championships 2018 - Rnd 7 @ Cadwell Park

BMCRC Thunderbike Sport

RACE 17 - GRID (9 Laps)

ROW 11	31 333 Andrew HOUGHTON	32	33	
ROW 10	28 289 Philip HORNE	29 17 Charlie DOWNES SNR	30 143 Robert DAVIE	
ROW 9	25 126 Damien LECHAUVE 2:01.122	26 4 Jake POVAH	27 95 Christopher ROGERS	
ROW 8	22 33 Mark LAWRENCE 1:54.486	23 80 Graham TOWLER 1:57.232	24 58 Steven ELLIS 1:57.647	
ROW 7	19 37 Ricky WOODS 1:51.147	20 167 Mike DEVALL 1:51.394	21 24 Stuart RAYNER 1:54.149	
ROW 6	16 0 Luke STANLEY 1:47.339	17 77 Mark HAZELGROVE 1:48.651	18 28 Kurt HODGSON 1:49.759	
ROW 5	13 5 William YOUNG 1:46.430	14 85 Andrew KITE 1:47.286	15 181 Robert FRANKLIN 1:47.336	
ROW 4	10 73 Vincent LEWIN 1:45.648	11 55 Richard LAMBOURNE 1:45.941	12 50 Paul ROBSON 1:46.321	
ROW 3	7 19 Kevin LILLEY 1:42.810	8 666 Shane BEASLEY 1:43.293	9 92 Duncan GROVE 1:44.944	
ROW 2	4 81 Malvern MAY 1:41.471	5 84 Ricardo BRANCO 1:41.601	6 104 Alex ROBINSON 1:42.373	
ROW 1	1 198 Steven TOPPING 1:40.170 **Pole**	2 90 Edward WATSON 1:40.372	3 47 Thomas WATSON 1:41.184	

Cadwell Park
Circuit Length = 2.1800 miles

These results are provisional until the conclusion of any judicial and technical matters.

Clerk Of Course :		Timekeeper :

Results can be found at www.tsl-timing.com

Printed - 13:03 Sunday, 05 August 2018

BMCRC - MRO Championships 2018 - Rnd 7 @ Cadwell Park

BMCRC Thunderbike Sport

RACE 17 - CLASSIFICATION

POS	NO	CL	PIC	NAME	ENTRY	LAPS	TIME	GAP	DIFF	MPH	BEST	ON
1	198		1	Steven TOPPING	Yamaha -	9	15:12.053			77.44	1:40.203	2
2	47		2	Thomas WATSON	Yamaha - Motorsportdays.com TEA Time Racing	9	15:16.175	4.122	4.122	77.09	1:40.523	8
3	74		3	Daniel SINGLETON	Suzuki - me	9	15:16.331	4.278	0.156	77.08	1:39.937	4
4	84		4	Ricardo BRANCO	Suzuki - IMP Racing	9	15:20.791	8.738	4.460	76.70	1:40.988	3
5	90		5	Edward WATSON	Yamaha - Motorsportdays.com TEA Time Racing	9	15:34.321	22.268	13.530	75.59	1:41.427	3
6	81		6	Malvern MAY	Ducati -	9	15:50.160	38.107	15.839	74.33	1:41.199	3
7	666	R	1	Shane BEASLEY	Kawasaki -	9	15:50.806	38.753	0.646	74.28	1:43.646	7
8	92		7	Duncan GROVE	Yamaha -	9	16:00.875	48.822	10.069	73.50	1:44.823	3
9	50		8	Paul ROBSON	Suzuki - RBProperty services & Environment Lightin	9	16:03.999	51.946	3.124	73.27	1:44.000	8
10	55		9	Richard LAMBOURNE	Kawasaki - D and A Lambourne	9	16:04.119	52.066	0.120	73.26	1:44.529	8
11	5	R	2	William YOUNG	Yamaha - RoyBoy's Racing , RPH Carpentry Ltd	9	16:04.998	52.945	0.879	73.19	1:44.576	8
12	73		10	Vincent LEWIN	Suzuki - vinitwinracing.co.uk	9	16:07.412	55.359	2.414	73.01	1:45.627	6
13	181	R	3	Robert FRANKLIN	Suzuki - RCF GARDENS	9	16:19.296	1:07.243	11.884	72.12	1:47.352	3
14	333		11	Andrew HOUGHTON	Honda -	9	16:31.835	1:19.782	12.539	71.21	1:46.989	5
15	85		12	Andrew KITE	Ducati - Red Rebel Racing	9	16:32.967	1:20.914	1.132	71.13	1:47.600	8
16	28		13	Kurt HODGSON	Honda - some local fools	9	16:58.607	1:46.554	25.640	69.34	1:50.066	4
17	143		14	Robert DAVIE	Suzuki -	9	16:59.005	1:46.952	0.398	69.31	1:51.578	2
18	37	R	4	Ricky WOODS	Suzuki - RW Racing	9	17:05.100	1:53.047	6.095	68.90	1:51.789	8
19	167		15	Mike DEVALL	Honda -	8	15:16.271	1 Lap	1 Lap	68.52	1:52.250	2
20	24		16	Stuart RAYNER	Suzuki -	8	15:25.861	1 Lap	9.590	67.81	1:53.918	8
21	58	R	5	Steven ELLIS	Yamaha -	8	15:41.136	1 Lap	15.275	66.71	1:56.023	5
22	80		17	Graham TOWLER	Suzuki - DW Racing	8	16:04.435	1 Lap	23.299	65.09	1:58.111	7
23	126	R	6	Damien LECHAUVE	KTM -	8	17:07.049	1 Lap	1:02.614	61.13	2:05.948	2
				NOT CLASSIFIED								
DNF	104	R		Alex ROBINSON	Honda - Boa	8	14:04.414	1 Lap		74.35	1:43.750	2

FASTEST LAP

74		Daniel SINGLETON	Suzuki - me	4	1:39.937	78.53 mph	126.38 kph
666	R	Shane BEASLEY	Kawasaki -	7	1:43.646	75.71 mph	121.85 kph

Class - 92.5% of Race Speed = 71.63 mph
Class R - 92.5% of Race Speed = 68.70 mph

Cadwell Park
Circuit Length = 2.1800 miles
Start: 16:50 Flag 17:05 End: 17:07

Weather / Track : Bright / Dry
These results are provisional until the conclusion of any judicial and technical matters.

Clerk Of Course :		Timekeeper :

Results can be found at www.tsl-timing.com

Printed - 17:08 Sunday, 05 August 2018

BMCRC - MRO Championships 2018 - Rnd 7 @ Cadwell Park

BMCRC Thunderbike Sport

RACE 17 - LAP CHART

LAP 1 @ 16:52:15.030

NO	BEHIND	LAP TIME
198		1:45.308
84	1.127	1:46.435
47	1.789	1:47.097
81	2.614	1:47.922
90	2.984	1:48.292
74	4.403	1:49.711
104	4.523	1:49.831
666	5.964	1:51.272
55	7.805	1:53.113
92	8.224	1:53.532
73	8.622	1:53.930
50	8.814	1:54.122
5	9.397	1:54.705
181	11.161	1:56.469
37	12.469	1:57.777
28	13.559	1:58.867
85	13.890	1:59.198
143	15.133	2:00.441
333	15.485	2:00.793
167	16.715	2:02.023
24	18.119	2:03.427
58	21.098	2:06.406
80	23.134	2:08.442
126	28.918	2:14.226

LAP 2 @ 16:53:55.233

NO	BEHIND	LAP TIME
198		1:40.203
84	1.967	1:41.043
47	2.505	1:40.919
90	5.463	1:42.682
74	5.724	1:41.524
81	6.122	1:43.711
104	8.070	1:43.750
666	11.139	1:45.378
92	13.599	1:45.578
55	15.275	1:47.673
73	15.961	1:47.542
50	16.225	1:47.614
5	16.742	1:47.548
181	18.954	1:47.996
37	24.113	1:51.847
85	24.590	1:50.903
28	25.184	1:51.828
333	26.492	1:51.210
143	26.508	1:51.578
167	28.762	1:52.250
24	32.107	1:54.191
58	37.112	1:56.217
80	43.112	2:00.181
126	54.663	2:05.948

LAP 3 @ 16:55:35.571

NO	BEHIND	LAP TIME
198		1:40.338
84	2.617	1:40.988
47	3.025	1:40.858
74	5.814	1:40.428
90	6.552	1:41.427
81	6.983	1:41.199
104	11.824	1:44.092
666	16.322	1:45.521
92	18.084	1:44.823
55	21.796	1:46.859
5	23.046	1:46.642
73	23.386	1:47.763
50	24.167	1:48.280
181	25.968	1:47.352
85	34.036	1:49.784
28	36.900	1:52.054
333	37.672	1:51.518
37	39.307	1:55.532
143	40.212	1:54.042
167	42.339	1:53.915
24	47.532	1:55.763
58	52.887	1:56.113
80	1:02.520	1:59.746
126	1:22.928	2:08.603

LAP 4 @ 16:57:16.032

NO	BEHIND	LAP TIME
198		1:40.461
84	3.798	1:41.642
47	4.325	1:41.761
74	5.290	1:39.937
90	8.206	1:42.115
104	16.110	1:44.747
666	21.427	1:45.566
92	23.056	1:45.433
81	24.077	1:57.555
55	27.618	1:46.283
5	28.281	1:45.696
73	29.209	1:46.284
50	29.669	1:45.963
181	32.893	1:47.386
85	42.669	1:49.094
333	46.420	1:49.209
28	46.505	1:50.066
143	52.032	1:52.281
37	53.038	1:54.192
167	54.535	1:52.657
24	1:01.787	1:54.716
58	1:09.648	1:57.222
80	1:20.984	1:58.925

LAP 5 @ 16:58:57.132

NO	BEHIND	LAP TIME
198		1:41.100
47	5.282	1:42.057
84	5.627	1:42.929
74	5.701	1:41.511
126	1 Lap	2:07.841
90	10.581	1:43.475
104	20.085	1:45.075
666	25.513	1:45.186
81	25.788	1:42.811
92	29.141	1:47.185
55	32.090	1:45.572
5	32.492	1:45.311
50	33.136	1:44.567
73	33.981	1:45.872
181	39.393	1:47.600
85	51.283	1:49.714
333	52.309	1:46.989
28	57.303	1:51.898
143	1:03.245	1:52.313
37	1:05.431	1:53.493
167	1:06.491	1:53.056
24	1:16.104	1:55.417
58	1:24.571	1:56.023
80	1:40.068	2:00.184

LAP 6 @ 17:00:37.764

NO	BEHIND	LAP TIME
198		1:40.632
47	5.223	1:40.573
74	5.562	1:40.493
84	6.918	1:41.923
90	13.584	1:43.635
104	25.249	1:45.796
666	28.714	1:43.833
81	29.209	1:44.053
92	34.700	1:46.191
126	1 Lap	2:06.969
55	37.679	1:46.221
50	37.991	1:45.487
5	38.285	1:46.425
73	38.976	1:45.627
181	47.182	1:48.421
333	1:00.191	1:48.514
85	1:00.919	1:50.268
28	1:10.585	1:53.914
143	1:15.253	1:52.640
37	1:17.525	1:52.726
167	1:18.985	1:53.126
24	1:29.699	1:54.227

LAP 7 @ 17:02:18.321

NO	BEHIND	LAP TIME
198		1:40.557
58	1 Lap	1:56.661
47	5.419	1:40.753
74	5.601	1:40.596
84	8.011	1:41.650
90	16.793	1:43.766
80	1 Lap	1:59.440
104	31.115	1:46.423
666	31.803	1:43.646
81	32.252	1:43.600
92	40.313	1:46.170
50	43.022	1:45.588
55	43.347	1:46.225
5	43.806	1:46.078
73	45.217	1:46.798
181	54.372	1:47.747
126	1 Lap	2:08.096
333	1:06.916	1:47.282
85	1:08.529	1:48.167
28	1:23.361	1:53.333
143	1:26.922	1:52.226
37	1:29.705	1:52.737
167	1:32.168	1:53.740

LAP 8 @ 17:03:59.248

NO	BEHIND	LAP TIME
198		1:40.927
24	1 Lap	1:54.202
47	5.015	1:40.523
74	5.434	1:40.760
84	8.552	1:41.468
58	1 Lap	1:56.259
90	20.293	1:44.427
666	34.647	1:43.771
104	34.888	1:44.700
81	35.253	1:43.928
80	1 Lap	1:58.111
92	45.629	1:46.243
50	46.095	1:44.000
55	46.949	1:44.529
5	47.455	1:44.576
73	50.578	1:46.288
181	1:01.027	1:47.582
333	1:13.479	1:47.490
85	1:15.202	1:47.600
126	1 Lap	2:08.177
28	1:34.311	1:51.877
143	1:37.690	1:51.695
37	1:40.567	1:51.789

LAP 9 @ 17:05:41.775

NO	BEHIND	LAP TIME
198		1:42.527
47	4.122	1:41.634
167	1 Lap	1:55.504
74	4.278	1:41.371
84	8.738	1:42.713
24	1 Lap	1:53.918
90	22.268	1:44.502
58	1 Lap	1:56.235
81	38.107	1:45.381
666	38.753	1:46.633
92	48.822	1:45.720
50	51.946	1:48.378
55	52.066	1:47.644
80	1 Lap	1:59.406
5	52.945	1:48.017
73	55.359	1:47.308
181	1:07.243	1:48.743
333	1:19.782	1:48.830
85	1:20.914	1:48.239
28	1:46.554	1:54.770
143	1:46.952	1:51.789
37	1:53.047	1:55.007
126	1 Lap	2:07.189

Weather / Track : Bright / Dry

Cadwell Park
Circuit Length = 2.1800 miles
Start: 16:50 Flag 17:05 End: 17:07

Results can be found at www.tsl-timing.com

Printed - 17:08 Sunday, 05 August 2018

BMCRC - MRO Championships 2018 - Rnd 7 @ Cadwell Park

BMCRC Thunderbike Sport

RACE 17 - SECTOR ANALYSIS

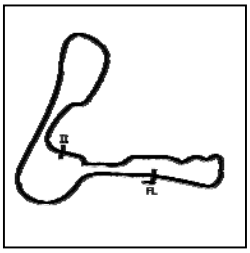

SECTOR 1 = FL to I1, SECTOR 2 = I1 to FL, DIFF = Difference To Personal Best Lap, P = Crossed Finish Line in Pit Lane, D = Time Disallowed

P1 198 Steven TOPPING Yamaha -

IDEAL LAP TIME : 1:39.801 BEST LAP TIME : 1:40.203 DIFFERENCE : 0.402

LAP	SECTOR 1	SECTOR 2	LAP TIME	MPH	DIFF	TIME OF DAY
1 -		42.271	1:45.308	74.52	5.105	16:52:15.030
2 -	57.755	42.448	***1:40.203*** **(1)**	***78.32***		***16:53:55.233***
3 -	***57.581***	42.757	1:40.338 **(2)**	78.21	0.135	16:55:35.571
4 -	58.241	***42.220***	1:40.461 **(3)**	78.12	0.258	16:57:16.032
5 -	57.693	43.407	1:41.100	77.62	0.897	16:58:57.132
6 -	58.081	42.551	1:40.632	77.98	0.429	17:00:37.764
7 -	57.860	42.697	1:40.557	78.04	0.354	17:02:18.321
8 -	58.246	42.681	1:40.927	77.75	0.724	17:03:59.248
9 -	58.717	43.810	1:42.527	76.54	2.324	17:05:41.775

P2 47 Thomas WATSON Yamaha - Motorsportdays.com TEA Time Racing

IDEAL LAP TIME : 1:40.320 BEST LAP TIME : 1:40.523 DIFFERENCE : 0.203

LAP	SECTOR 1	SECTOR 2	LAP TIME	MPH	DIFF	TIME OF DAY
1 -		42.728	1:47.097	73.27	6.574	16:52:16.819
2 -	58.230	42.689	1:40.919	77.76	0.396	16:53:57.738
3 -	58.367	42.491	1:40.858	77.81	0.335	16:55:38.596
4 -	58.516	43.245	1:41.761	77.12	1.238	16:57:20.357
5 -	***57.909***	44.148	1:42.057	76.89	1.534	16:59:02.414
6 -	58.162	***42.411***	1:40.573 **(2)**	78.03	0.050	17:00:42.987
7 -	58.202	42.551	1:40.753 **(3)**	77.89	0.230	17:02:23.740
8 -	58.110	42.413	***1:40.523*** **(1)**	***78.07***		***17:04:04.263***
9 -	58.337	43.297	1:41.634	77.21	1.111	17:05:45.897

P3 74 Daniel SINGLETON Suzuki - me

IDEAL LAP TIME : 1:39.736 BEST LAP TIME : 1:39.937 DIFFERENCE : 0.201

LAP	SECTOR 1	SECTOR 2	LAP TIME	MPH	DIFF	TIME OF DAY
1 -		41.952	1:49.711	71.53	9.774	16:52:19.433
2 -	58.551	42.973	1:41.524	77.30	1.587	16:54:00.957
3 -	58.214	42.214	1:40.428 **(2)**	78.14	0.491	16:55:41.385
4 -	58.219	***41.718***	***1:39.937*** **(1)**	***78.53***		***16:57:21.322***
5 -	58.062	43.449	1:41.511	77.31	1.574	16:59:02.833
6 -	58.221	42.272	1:40.493 **(3)**	78.09	0.556	17:00:43.326
7 -	58.178	42.418	1:40.596	78.01	0.659	17:02:23.922
8 -	***58.018***	42.742	1:40.760	77.88	0.823	17:04:04.682
9 -	58.214	43.157	1:41.371	77.41	1.434	17:05:46.053

P4 84 Ricardo BRANCO Suzuki - IMP Racing

IDEAL LAP TIME : 1:40.749 BEST LAP TIME : 1:40.988 DIFFERENCE : 0.239

LAP	SECTOR 1	SECTOR 2	LAP TIME	MPH	DIFF	TIME OF DAY
1 -		***42.464***	1:46.435	73.73	5.447	16:52:16.157
2 -	58.422	42.621	1:41.043 **(2)**	77.67	0.055	16:53:57.200
3 -	***58.285***	42.703	***1:40.988*** **(1)**	***77.71***		***16:55:38.188***
4 -	58.630	43.012	1:41.642	77.21	0.654	16:57:19.830
5 -	59.099	43.830	1:42.929	76.24	1.941	16:59:02.759
6 -	59.349	42.574	1:41.923	76.99	0.935	17:00:44.682
7 -	59.059	42.591	1:41.650	77.20	0.662	17:02:26.332
8 -	58.670	42.798	1:41.468 **(3)**	77.34	0.480	17:04:07.800
9 -	59.419	43.294	1:42.713	76.40	1.725	17:05:50.513

P5 90 Edward WATSON Yamaha - Motorsportdays.com TEA Time Racing

IDEAL LAP TIME : 1:41.338 BEST LAP TIME : 1:41.427 DIFFERENCE : 0.089

LAP	SECTOR 1	SECTOR 2	LAP TIME	MPH	DIFF	TIME OF DAY
1 -		43.121	1:48.292	72.47	6.865	16:52:18.014
2 -	59.695	***42.987***	1:42.682 **(3)**	76.43	1.255	16:54:00.696
3 -	***58.351***	43.076	***1:41.427*** **(1)**	***77.37***		***16:55:42.123***
4 -	58.473	43.642	1:42.115 **(2)**	76.85	0.688	16:57:24.238

Cadwell Park
Circuit Length = 2.1800 miles
Start: 16:50 Flag 17:05 End: 17:07

Weather / Track : Bright / Dry

BMCRC - MRO Championships 2018 - Rnd 7 @ Cadwell Park

BMCRC Thunderbike Sport

RACE 17 - SECTOR ANALYSIS

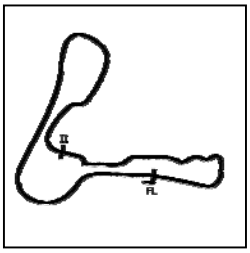

SECTOR 1 = FL to I1, SECTOR 2 = I1 to FL, DIFF = Difference To Personal Best Lap, P = Crossed Finish Line in Pit Lane, D = Time Disallowed

5 -	59.113	44.362	1:43.475	75.84	2.048	16:59:07.713
6 -	59.766	43.869	1:43.635	75.72	2.208	17:00:51.348
7 -	59.080	44.686	1:43.766	75.63	2.339	17:02:35.114
8 -	1:00.157	44.270	1:44.427	75.15	3.000	17:04:19.541
9 -	59.962	44.540	1:44.502	75.09	3.075	17:06:04.043

P6 81 Malvern MAY Ducati -

IDEAL LAP TIME : 1:41.199 BEST LAP TIME : 1:41.199 DIFFERENCE : 0.000

LAP	SECTOR 1	SECTOR 2	LAP TIME	MPH	DIFF	TIME OF DAY
1 -		43.213	1:47.922	72.71	6.723	16:52:17.644
2 -	1:00.476	43.235	1:43.711	75.67	2.512	16:54:01.355
3 -	***58.849***	***42.350***	***1:41.199*** **(1)**	***77.55***		***16:55:42.554***
4 -	1:14.834	42.721	1:57.555	66.76	16.356	16:57:40.109
5 -	59.729	43.082	1:42.811 **(2)**	76.33	1.612	16:59:22.920
6 -	1:00.103	43.950	1:44.053	75.42	2.854	17:01:06.973
7 -	1:00.207	43.393	1:43.600 **(3)**	75.75	2.401	17:02:50.573
8 -	1:00.468	43.460	1:43.928	75.51	2.729	17:04:34.501
9 -	1:00.313	45.068	1:45.381	74.47	4.182	17:06:19.882

P7 666 R Shane BEASLEY Kawasaki -

IDEAL LAP TIME : 1:43.304 BEST LAP TIME : 1:43.646 DIFFERENCE : 0.342

LAP	SECTOR 1	SECTOR 2	LAP TIME	MPH	DIFF	TIME OF DAY
1 -		44.630	1:51.272	70.53	7.626	16:52:20.994
2 -	1:00.593	44.785	1:45.378	74.47	1.732	16:54:06.372
3 -	1:01.241	44.280	1:45.521	74.37	1.875	16:55:51.893
4 -	1:01.524	44.042	1:45.566	74.34	1.920	16:57:37.459
5 -	1:01.066	44.120	1:45.186	74.61	1.540	16:59:22.645
6 -	***59.870***	43.963	1:43.833 **(3)**	75.58	0.187	17:01:06.478
7 -	1:00.212	***43.434***	***1:43.646*** **(1)**	***75.71***		***17:02:50.124***
8 -	59.919	43.852	1:43.771 **(2)**	75.62	0.125	17:04:33.895
9 -	1:00.308	46.325	1:46.633	73.59	2.987	17:06:20.528

P8 92 Duncan GROVE Yamaha -

IDEAL LAP TIME : 1:44.638 BEST LAP TIME : 1:44.823 DIFFERENCE : 0.185

LAP	SECTOR 1	SECTOR 2	LAP TIME	MPH	DIFF	TIME OF DAY
1 -		45.216	1:53.532	69.12	8.709	16:52:23.254
2 -	1:01.273	44.305	1:45.578 **(3)**	74.33	0.755	16:54:08.832
3 -	***1:00.795***	44.028	***1:44.823*** **(1)**	***74.86***		***16:55:53.655***
4 -	1:01.590	***43.843***	1:45.433 **(2)**	74.43	0.610	16:57:39.088
5 -	1:02.082	45.103	1:47.185	73.21	2.362	16:59:26.273
6 -	1:01.656	44.535	1:46.191	73.90	1.368	17:01:12.464
7 -	1:01.814	44.356	1:46.170	73.91	1.347	17:02:58.634
8 -	1:01.858	44.385	1:46.243	73.86	1.420	17:04:44.877
9 -	1:00.850	44.870	1:45.720	74.23	0.897	17:06:30.597

P9 50 Paul ROBSON Suzuki - RBProperty services & Environment Lighting

IDEAL LAP TIME : 1:44.000 BEST LAP TIME : 1:44.000 DIFFERENCE : 0.000

LAP	SECTOR 1	SECTOR 2	LAP TIME	MPH	DIFF	TIME OF DAY
1 -		44.917	1:54.122	68.76	10.122	16:52:23.844
2 -	1:02.254	45.360	1:47.614	72.92	3.614	16:54:11.458
3 -	1:01.263	47.017	1:48.280	72.47	4.280	16:55:59.738
4 -	1:01.387	44.576	1:45.963	74.06	1.963	16:57:45.701
5 -	1:00.380	44.187	1:44.567 **(2)**	75.05	0.567	16:59:30.268
6 -	1:01.108	44.379	1:45.487 **(3)**	74.39	1.487	17:01:15.755
7 -	1:00.795	44.793	1:45.588	74.32	1.588	17:03:01.343
8 -	***1:00.092***	***43.908***	***1:44.000*** **(1)**	***75.46***		***17:04:45.343***
9 -	1:00.506	47.872	1:48.378	72.41	4.378	17:06:33.721

Weather / Track : Bright / Dry

Cadwell Park
Circuit Length = 2.1800 miles
Start: 16:50 Flag 17:05 End: 17:07

BMCRC - MRO Championships 2018 - Rnd 7 @ Cadwell Park

BMCRC Thunderbike Sport

RACE 17 - SECTOR ANALYSIS

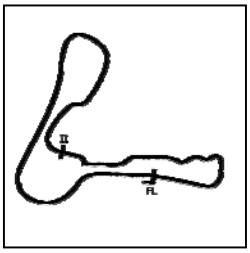

SECTOR 1 = FL to I1, SECTOR 2 = I1 to FL, DIFF = Difference To Personal Best Lap, P = Crossed Finish Line in Pit Lane, D = Time Disallowed

P10 55 Richard LAMBOURNE Kawasaki - D and A Lambourne

IDEAL LAP TIME : 1:44.369 BEST LAP TIME : 1:44.529 DIFFERENCE : 0.160

LAP	SECTOR 1	SECTOR 2	LAP TIME	MPH	DIFF	TIME OF DAY
1 -		45.508	1:53.113	69.38	8.584	16:52:22.835
2 -	1:02.851	44.822	1:47.673	72.88	3.144	16:54:10.508
3 -	1:01.979	44.880	1:46.859	73.44	2.330	16:55:57.367
4 -	1:02.167	44.116	1:46.283	73.84	1.754	16:57:43.650
5 -	1:01.477	44.095	1:45.572 **(2)**	74.33	1.043	16:59:29.222
6 -	1:01.912	44.309	1:46.221 **(3)**	73.88	1.692	17:01:15.443
7 -	1:02.250	43.975	1:46.225	73.88	1.696	17:03:01.668
8 -	1:00.907	***43.622***	***1:44.529*** **(1)**	***75.08***		***17:04:46.197***
9 -	***1:00.747***	46.897	1:47.644	72.90	3.115	17:06:33.841

P11 5 R William YOUNG Yamaha - RoyBoy's Racing , RPH Carpentry Ltd

IDEAL LAP TIME : 1:44.399 BEST LAP TIME : 1:44.576 DIFFERENCE : 0.177

LAP	SECTOR 1	SECTOR 2	LAP TIME	MPH	DIFF	TIME OF DAY
1 -		44.978	1:54.705	68.41	10.129	16:52:24.427
2 -	1:02.146	45.402	1:47.548	72.97	2.972	16:54:11.975
3 -	1:01.063	45.579	1:46.642	73.59	2.066	16:55:58.617
4 -	1:01.435	44.261	1:45.696 **(3)**	74.25	1.120	16:57:44.313
5 -	1:01.208	44.103	1:45.311 **(2)**	74.52	0.735	16:59:29.624
6 -	1:02.225	44.200	1:46.425	73.74	1.849	17:01:16.049
7 -	1:01.955	44.123	1:46.078	73.98	1.502	17:03:02.127
8 -	1:00.774	***43.802***	***1:44.576*** **(1)**	***75.04***		***17:04:46.703***
9 -	***1:00.597***	47.420	1:48.017	72.65	3.441	17:06:34.720

P12 73 Vincent LEWIN Suzuki - vinitwinracing.co.uk

IDEAL LAP TIME : 1:45.538 BEST LAP TIME : 1:45.627 DIFFERENCE : 0.089

LAP	SECTOR 1	SECTOR 2	LAP TIME	MPH	DIFF	TIME OF DAY
1 -		45.345	1:53.930	68.88	8.303	16:52:23.652
2 -	1:02.256	45.286	1:47.542	72.97	1.915	16:54:11.194
3 -	1:02.414	45.349	1:47.763	72.82	2.136	16:55:58.957
4 -	1:01.919	***44.365***	1:46.284 **(3)**	73.84	0.657	16:57:45.241
5 -	1:01.440	44.432	1:45.872 **(2)**	74.12	0.245	16:59:31.113
6 -	***1:01.173***	44.454	***1:45.627*** **(1)**	***74.29***		***17:01:16.740***
7 -	1:01.732	45.066	1:46.798	73.48	1.171	17:03:03.538
8 -	1:01.548	44.740	1:46.288	73.83	0.661	17:04:49.826
9 -	1:01.527	45.781	1:47.308	73.13	1.681	17:06:37.134

P13 181 R Robert FRANKLIN Suzuki - RCF GARDENS

IDEAL LAP TIME : 1:46.985 BEST LAP TIME : 1:47.352 DIFFERENCE : 0.367

LAP	SECTOR 1	SECTOR 2	LAP TIME	MPH	DIFF	TIME OF DAY
1 -		45.895	1:56.469	67.38	9.117	16:52:26.191
2 -	1:02.441	45.555	1:47.996	72.66	0.644	16:54:14.187
3 -	***1:02.074***	45.278	***1:47.352*** **(1)**	***73.10***		***16:56:01.539***
4 -	1:02.475	***44.911***	1:47.386 **(2)**	73.08	0.034	16:57:48.925
5 -	1:02.451	45.149	1:47.600	72.93	0.248	16:59:36.525
6 -	1:02.378	46.043	1:48.421	72.38	1.069	17:01:24.946
7 -	1:02.707	45.040	1:47.747	72.83	0.395	17:03:12.693
8 -	1:02.503	45.079	1:47.582 **(3)**	72.94	0.230	17:05:00.275
9 -	1:02.710	46.033	1:48.743	72.17	1.391	17:06:49.018

P14 333 Andrew HOUGHTON Honda -

IDEAL LAP TIME : 1:46.514 BEST LAP TIME : 1:46.989 DIFFERENCE : 0.475

LAP	SECTOR 1	SECTOR 2	LAP TIME	MPH	DIFF	TIME OF DAY
1 -		46.951	2:00.793	64.97	13.804	16:52:30.515
2 -	1:04.105	47.105	1:51.210	70.56	4.221	16:54:21.725
3 -	1:04.817	46.701	1:51.518	70.37	4.529	16:56:13.243
4 -	1:02.949	46.260	1:49.209	71.86	2.220	16:58:02.452

Weather / Track : Bright / Dry

Cadwell Park
Circuit Length = 2.1800 miles
Start: 16:50 Flag 17:05 End: 17:07

BMCRC - MRO Championships 2018 - Rnd 7 @ Cadwell Park

BMCRC Thunderbike Sport

RACE 17 - SECTOR ANALYSIS

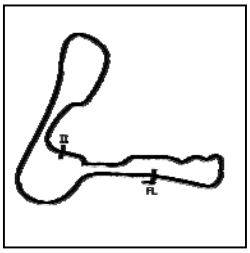

SECTOR 1 = FL to I1, SECTOR 2 = I1 to FL, DIFF = Difference To Personal Best Lap, P = Crossed Finish Line in Pit Lane, D = Time Disallowed

5 -	1:02.573	***44.416***	***1:46.989***	**(1)**	***73.35***		***16:59:49.441***
6 -	1:02.743	45.771	1:48.514		72.32	1.525	17:01:37.955
7 -	1:02.422	44.860	1:47.282	**(2)**	73.15	0.293	17:03:25.237
8 -	1:02.596	44.894	1:47.490	**(3)**	73.01	0.501	17:05:12.727
9 -	***1:02.098***	46.732	1:48.830		72.11	1.841	17:07:01.557

P15 85 Andrew KITE Ducati - Red Rebel Racing

IDEAL LAP TIME : 1:47.431 BEST LAP TIME : 1:47.600 DIFFERENCE : 0.169

LAP	SECTOR 1	SECTOR 2	LAP TIME		MPH	DIFF	TIME OF DAY
1 -		46.565	1:59.198		65.84	11.598	16:52:28.920
2 -	1:03.775	47.128	1:50.903		70.76	3.303	16:54:19.823
3 -	1:03.459	46.325	1:49.784		71.48	2.184	16:56:09.607
4 -	1:02.606	46.488	1:49.094		71.93	1.494	16:57:58.701
5 -	1:02.982	46.732	1:49.714		71.53	2.114	16:59:48.415
6 -	1:03.422	46.846	1:50.268		71.17	2.668	17:01:38.683
7 -	1:02.414	***45.753***	1:48.167	**(2)**	72.55	0.567	17:03:26.850
8 -	***1:01.678***	45.922	***1:47.600***	**(1)**	***72.93***		***17:05:14.450***
9 -	1:01.780	46.459	1:48.239	**(3)**	72.50	0.639	17:07:02.689

P16 28 Kurt HODGSON Honda - some local fools

IDEAL LAP TIME : 1:49.879 BEST LAP TIME : 1:50.066 DIFFERENCE : 0.187

LAP	SECTOR 1	SECTOR 2	LAP TIME		MPH	DIFF	TIME OF DAY
1 -		46.479	1:58.867		66.02	8.801	16:52:28.589
2 -	1:04.479	47.349	1:51.828	**(2)**	70.17	1.762	16:54:20.417
3 -	1:05.696	***46.358***	1:52.054		70.03	1.988	16:56:12.471
4 -	***1:03.521***	46.545	***1:50.066***	**(1)**	***71.30***		***16:58:02.537***
5 -	1:04.807	47.091	1:51.898		70.13	1.832	16:59:54.435
6 -	1:06.141	47.773	1:53.914		68.89	3.848	17:01:48.349
7 -	1:06.148	47.185	1:53.333		69.24	3.267	17:03:41.682
8 -	1:05.079	46.798	1:51.877	**(3)**	70.14	1.811	17:05:33.559
9 -	1:06.222	48.548	1:54.770		68.38	4.704	17:07:28.329

P17 143 Robert DAVIE Suzuki -

IDEAL LAP TIME : 1:51.438 BEST LAP TIME : 1:51.578 DIFFERENCE : 0.140

LAP	SECTOR 1	SECTOR 2	LAP TIME		MPH	DIFF	TIME OF DAY
1 -		***47.325***	2:00.441		65.16	8.863	16:52:30.163
2 -	***1:04.113***	47.465	***1:51.578***	**(1)**	***70.33***		***16:54:21.741***
3 -	1:05.017	49.025	1:54.042		68.81	2.464	16:56:15.783
4 -	1:04.418	47.863	1:52.281		69.89	0.703	16:58:08.064
5 -	1:04.555	47.758	1:52.313		69.87	0.735	17:00:00.377
6 -	1:05.164	47.476	1:52.640		69.67	1.062	17:01:53.017
7 -	1:04.631	47.595	1:52.226		69.93	0.648	17:03:45.243
8 -	1:04.181	47.514	1:51.695	**(2)**	70.26	0.117	17:05:36.938
9 -	1:04.385	47.404	1:51.789	**(3)**	70.20	0.211	17:07:28.727

P18 37 R Ricky WOODS Suzuki - RW Racing

IDEAL LAP TIME : 1:50.968 BEST LAP TIME : 1:51.789 DIFFERENCE : 0.821

LAP	SECTOR 1	SECTOR 2	LAP TIME		MPH	DIFF	TIME OF DAY
1 -		***46.151***	1:57.777		66.63	5.988	16:52:27.499
2 -	***1:04.817***	47.030	1:51.847	**(2)**	70.16	0.058	16:54:19.346
3 -	1:06.823	48.709	1:55.532		67.92	3.743	16:56:14.878
4 -	1:06.610	47.582	1:54.192		68.72	2.403	16:58:09.070
5 -	1:05.908	47.585	1:53.493		69.15	1.704	17:00:02.563
6 -	1:05.793	46.933	1:52.726	**(3)**	69.62	0.937	17:01:55.289
7 -	1:05.706	47.031	1:52.737		69.61	0.948	17:03:48.026
8 -	1:05.043	46.746	***1:51.789***	**(1)**	***70.20***		***17:05:39.815***
9 -	1:06.366	48.641	1:55.007		68.23	3.218	17:07:34.822

Weather / Track : Bright / Dry

Cadwell Park
Circuit Length = 2.1800 miles
Start: 16:50 Flag 17:05 End: 17:07

BMCRC - MRO Championships 2018 - Rnd 7 @ Cadwell Park

BMCRC Thunderbike Sport

RACE 17 - SECTOR ANALYSIS

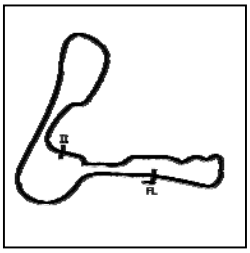

SECTOR 1 = FL to I1, SECTOR 2 = I1 to FL, DIFF = Difference To Personal Best Lap, P = Crossed Finish Line in Pit Lane, D = Time Disallowed

P19 167 Mike DEVALL Honda -

IDEAL LAP TIME : 1:51.842 BEST LAP TIME : 1:52.250 DIFFERENCE : 0.408

LAP	SECTOR 1	SECTOR 2	LAP TIME		MPH	DIFF	TIME OF DAY
1 -		48.131	2:02.023		64.31	9.773	16:52:31.745
2 -	1:04.771	***47.479***	***1:52.250***	**(1)**	***69.91***		***16:54:23.995***
3 -	1:04.711	49.204	1:53.915		68.89	1.665	16:56:17.910
4 -	***1:04.363***	48.294	1:52.657	**(2)**	69.66	0.407	16:58:10.567
5 -	1:05.182	47.874	1:53.056	**(3)**	69.41	0.806	17:00:03.623
6 -	1:05.354	47.772	1:53.126		69.37	0.876	17:01:56.749
7 -	1:05.683	48.057	1:53.740		69.00	1.490	17:03:50.489
8 -	1:06.772	48.732	1:55.504		67.94	3.254	17:05:45.993

P20 24 Stuart RAYNER Suzuki -

IDEAL LAP TIME : 1:53.693 BEST LAP TIME : 1:53.918 DIFFERENCE : 0.225

LAP	SECTOR 1	SECTOR 2	LAP TIME		MPH	DIFF	TIME OF DAY
1 -		***48.055***	2:03.427		63.58	9.509	16:52:33.149
2 -	1:05.770	48.421	1:54.191	**(2)**	68.72	0.273	16:54:27.340
3 -	1:07.165	48.598	1:55.763		67.79	1.845	16:56:23.103
4 -	1:06.471	48.245	1:54.716		68.41	0.798	16:58:17.819
5 -	1:06.818	48.599	1:55.417		67.99	1.499	17:00:13.236
6 -	1:05.924	48.303	1:54.227		68.70	0.309	17:02:07.463
7 -	1:05.977	48.225	1:54.202	**(3)**	68.72	0.284	17:04:01.665
8 -	***1:05.638***	48.280	***1:53.918***	**(1)**	***68.89***		***17:05:55.583***

P21 58 R Steven ELLIS Yamaha -

IDEAL LAP TIME : 1:55.329 BEST LAP TIME : 1:56.023 DIFFERENCE : 0.694

LAP	SECTOR 1	SECTOR 2	LAP TIME		MPH	DIFF	TIME OF DAY
1 -		49.230	2:06.406		62.08	10.383	16:52:36.128
2 -	***1:07.273***	48.944	1:56.217	**(3)**	67.52	0.194	16:54:32.345
3 -	1:08.057	***48.056***	1:56.113	**(2)**	67.58	0.090	16:56:28.458
4 -	1:08.484	48.738	1:57.222		66.95	1.199	16:58:25.680
5 -	1:07.291	48.732	***1:56.023***	**(1)**	***67.64***		***17:00:21.703***
6 -	1:08.600	48.061	1:56.661		67.27	0.638	17:02:18.364
7 -	1:07.576	48.683	1:56.259		67.50	0.236	17:04:14.623
8 -	1:07.822	48.413	1:56.235		67.51	0.212	17:06:10.858

P22 80 Graham TOWLER Suzuki - DW Racing

IDEAL LAP TIME : 1:58.111 BEST LAP TIME : 1:58.111 DIFFERENCE : 0.000

LAP	SECTOR 1	SECTOR 2	LAP TIME		MPH	DIFF	TIME OF DAY
1 -		49.517	2:08.442		61.10	10.331	16:52:38.164
2 -	1:10.265	49.916	2:00.181		65.30	2.070	16:54:38.345
3 -	1:09.831	49.915	1:59.746		65.53	1.635	16:56:38.091
4 -	1:09.668	49.257	1:58.925	**(2)**	65.99	0.814	16:58:37.016
5 -	1:10.337	49.847	2:00.184		65.30	2.073	17:00:37.200
6 -	1:10.036	49.404	1:59.440		65.70	1.329	17:02:36.640
7 -	***1:08.910***	***49.201***	***1:58.111***	**(1)**	***66.44***		***17:04:34.751***
8 -	1:09.417	49.989	1:59.406	**(3)**	65.72	1.295	17:06:34.157

P23 126 R Damien LECHAUVE KTM -

IDEAL LAP TIME : 2:05.948 BEST LAP TIME : 2:05.948 DIFFERENCE : 0.000

LAP	SECTOR 1	SECTOR 2	LAP TIME		MPH	DIFF	TIME OF DAY
1 -		53.371	2:14.226		58.46	8.278	16:52:43.948
2 -	***1:12.833***	***53.115***	***2:05.948***	**(1)**	***62.31***		***16:54:49.896***
3 -	1:14.778	53.825	2:08.603		61.02	2.655	16:56:58.499
4 -	1:14.473	53.368	2:07.841		61.38	1.893	16:59:06.340
5 -	1:13.233	53.736	2:06.969	**(2)**	61.81	1.021	17:01:13.309
6 -	1:14.365	53.731	2:08.096		61.26	2.148	17:03:21.405
7 -	1:14.401	53.776	2:08.177		61.22	2.229	17:05:29.582
8 -	1:13.716	53.473	2:07.189	**(3)**	61.70	1.241	17:07:36.771

Weather / Track : Bright / Dry

Cadwell Park
Circuit Length = 2.1800 miles
Start: 16:50 Flag 17:05 End: 17:07

BMCRC - MRO Championships 2018 - Rnd 7 @ Cadwell Park

BMCRC Thunderbike Sport

RACE 17 - SECTOR ANALYSIS

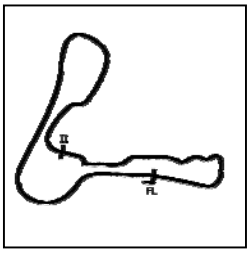

SECTOR 1 = FL to I1, SECTOR 2 = I1 to FL, DIFF = Difference To Personal Best Lap, P = Crossed Finish Line in Pit Lane, D = Time Disallowed

P24 104 R Alex ROBINSON Honda - Boa

IDEAL LAP TIME : 1:43.438 BEST LAP TIME : 1:43.750 DIFFERENCE : 0.312

LAP	SECTOR 1	SECTOR 2	LAP TIME	MPH	DIFF	TIME OF DAY
1 -		43.753	1:49.831	71.45	6.081	16:52:19.553
2 -	59.955	43.795	***1:43.750*** **(1)**	***75.64***		***16:54:03.303***
3 -	***59.851***	44.241	1:44.092 **(2)**	75.39	0.342	16:55:47.395
4 -	1:00.566	44.181	1:44.747	74.92	0.997	16:57:32.142
5 -	1:00.892	44.183	1:45.075	74.69	1.325	16:59:17.217
6 -	1:01.327	44.469	1:45.796	74.18	2.046	17:01:03.013
7 -	1:02.836	***43.587***	1:46.423	73.74	2.673	17:02:49.436
8 -	1:00.993	43.707	1:44.700 **(3)**	74.95	0.950	17:04:34.136

Weather / Track : Bright / Dry

Cadwell Park
Circuit Length = 2.1800 miles
Start: 16:50 Flag 17:05 End: 17:07

BMCRC - MRO Championships 2018 - Rnd 7 @ Cadwell Park

BMCRC Thunderbike Sport

RACE 17 - BEST SECTORS

SECTOR 1				SECTOR 2				IDEAL / BEST COMPARISON						
POS	NO	NAME	TIME	NO	NAME	TIME		POS	NO	NAME	IDEAL	BEST	DIFF
										PERFECT LAP	1:39.299		
1	198	TOPPING	57.581	74	SINGLETON	41.718		1	74	SINGLETON	1:39.736	1:39.937	0.201
2	47	WATSON	57.909	198	TOPPING	42.220		2	198	TOPPING	1:39.801	1:40.203	0.402
3	74	SINGLETON	58.018	81	MAY	42.350		3	47	WATSON	1:40.320	1:40.523	0.203
4	84	BRANCO	58.285	47	WATSON	42.411		4	84	BRANCO	1:40.749	1:40.988	0.239
5	90	WATSON	58.351	84	BRANCO	42.464		5	81	MAY	1:41.199	1:41.199	0.000
6	81	MAY	58.849	90	WATSON	42.987		6	90	WATSON	1:41.338	1:41.427	0.089
7	104	ROBINSON	59.851	666	BEASLEY	43.434		7	666	BEASLEY	1:43.304	1:43.646	0.342
8	666	BEASLEY	59.870	104	ROBINSON	43.587		8	104	ROBINSON	1:43.438	1:43.750	0.312
9	50	ROBSON	1:00.092	55	LAMBOURNE	43.622		9	50	ROBSON	1:44.000	1:44.000	0.000
10	5	YOUNG	1:00.597	5	YOUNG	43.802		10	55	LAMBOURNE	1:44.369	1:44.529	0.160
11	55	LAMBOURNE	1:00.747	92	GROVE	43.843		11	5	YOUNG	1:44.399	1:44.576	0.177
12	92	GROVE	1:00.795	50	ROBSON	43.908		12	92	GROVE	1:44.638	1:44.823	0.185
13	73	LEWIN	1:01.173	73	LEWIN	44.365		13	73	LEWIN	1:45.538	1:45.627	0.089
14	85	KITE	1:01.678	333	HOUGHTON	44.416		14	333	HOUGHTON	1:46.514	1:46.989	0.475
15	181	FRANKLIN	1:02.074	181	FRANKLIN	44.911		15	181	FRANKLIN	1:46.985	1:47.352	0.367
16	333	HOUGHTON	1:02.098	85	KITE	45.753		16	85	KITE	1:47.431	1:47.600	0.169
17	28	HODGSON	1:03.521	37	WOODS	46.151		17	28	HODGSON	1:49.879	1:50.066	0.187
18	143	DAVIE	1:04.113	28	HODGSON	46.358		18	37	WOODS	1:50.968	1:51.789	0.821
19	167	DEVALL	1:04.363	143	DAVIE	47.325		19	143	DAVIE	1:51.438	1:51.578	0.140
20	37	WOODS	1:04.817	167	DEVALL	47.479		20	167	DEVALL	1:51.842	1:52.250	0.408
21	24	RAYNER	1:05.638	24	RAYNER	48.055		21	24	RAYNER	1:53.693	1:53.918	0.225
22	58	ELLIS	1:07.273	58	ELLIS	48.056		22	58	ELLIS	1:55.329	1:56.023	0.694
23	80	TOWLER	1:08.910	80	TOWLER	49.201		23	80	TOWLER	1:58.111	1:58.111	0.000
24	126	LECHAUVE	1:12.833	126	LECHAUVE	53.115		24	126	LECHAUVE	2:05.948	2:05.948	0.000

Weather / Track : Bright / Dry

Cadwell Park
Circuit Length = 2.1800 miles
Start: 16:50 Flag 17:05 End: 17:07

Results can be found at www.tsl-timing.com

Printed - 17:09 Sunday, 05 August 2018